

ST. CLAIR COLLEGE OF APPLIED ARTS AND TECHNOLOGY

MINUTES OF THE

FULL BOARD MEETING of the BOARD OF GOVERNORS

Held on June 25, 2019 at 6:30 p.m., in the President's Board Room #342, Windsor, ON

PRESENT:

Mr. D. Allen, **Chair**
Ms. K. Behune Plunkett
Dr. K. Blanchette
Ms. K. Clement
Ms. M. Corey
Ms. P. France, **President**
Ms. N. Jammu-Taylor, **Vice Chair**
Ms. R. Khosla
Mr. P. McMahon
Ms. J. Piccinato
Mr. R. Renaud
Mr. E. Sovran
Ms. M. Wickham
Ms. T. Wonsch

REGRETS:

Mr. K. Beaudoin
Ms. T. Bendo
Mr. F. Curtis

Also Present:

Ms. K. Adams, Board Secretary
Mr. W. Beck, Observer
Ms. M. Burke, Director, College Advancement
Mr. E.P. Chant, Editor, SAINT, Student Newspaper
Ms. M. DeSchutter, Observer
Mr. J. Fairley, Vice President, College Communications & Community Relations
Ms. S. Favaro, Executive Director, President's Office, Corporate Secretary & Ministry Compliance
Mr. J. Freer, Faculty Constituent
Mr. J. Gutierrez Calzada, Observer
Mr. W. Habash, Vice President, Academic
Mr. C. Hotham, President, St. Clair College Foundation
Mr. B. Jones, Retirees' Association Constituent
Mr. M. Jones, Vice President, Finance & Chief Financial Officer
Mr. A. Rowberry, President, Alumni Association
Mr. R. Seguin, Vice President, International Relations, Campus Development & Student Services

Mr. J. Sirianni, Vice President, Human Resources, Safety & Facilities Management

Having a quorum of Governors in attendance, the Notice of Meeting and the Agenda having been duly sent to all Board members, the meeting was declared regularly constituted. A copy of the Notice of Meeting/Agenda is attached as [Appendix 'A'](#).

Mr. Allen chaired the meeting and Ms. Adams was the recording Board Secretary.

1.0 **Adoption of the Agenda and Declaration of Conflict of Interest**

Hearing no declarations of conflict of interest and no changes to the agenda, it was

RESOLVED THAT the Board of Governors adopt the Full Board agenda as presented.

2.0 **Approval of the Full Board Minutes of the May 28, 2019 Meeting Held in Windsor, ON**

Hearing no amendments, errors or omissions to the minutes, it was

RESOLVED THAT the Board of Governors approve the Full Board minutes of the May 28, 2019 meeting.

3.0 **Constituent Reports**

Student Representative Council (SRC):

Ms. Clement reported the following on behalf of the SRC:

- The SRC is introducing an annual membership for students, "A Tiny Investment for Huge Benefits", initiated to assist in the funding of non-essential campus services and programs that are provided by the SRC. The \$50 fee will help to offset the impact of the Student Choice Initiative and fees that were previously paid in conjunction with tuition fees.
- The membership fee will be included in the tuition package and students will be able to opt-out of the membership fee for the first ten days of the semester. If students choose to opt-out on-line, they will be prompted to read a list of programs and services that will be provided through the membership fee, prior to confirming their choice. Students who have opted-out may opt-in throughout the semester for the \$50 membership fee.
- The annual membership will support and allow students to access such things as the copy centre, campus clubs, entertainment and awareness programming, assistance with disciplinary hearings, academic complaints and grade appeals, campus food bank, community outreach, special event funding, advocacy for post-secondary issues at the provincial and federal levels, as well as many other services.

- Membership holders will also be eligible for consideration for part-time employment within SRC operations, for SRC funded bursaries and scholarships, to vote in SRC elections or to be a candidate for the SRC executive or director positions.
- The SRC will be communicating the benefits of being a member through social media, on the SRC website and throughout the College.

Faculty

Mr. Freer reported the following on behalf of the Faculty:

- Ms. Jessica Glazewski, a student in the Child and Youth Care Accelerated program at the Chatham Campus, was awarded an Athena Scholarship. The scholarship is awarded in recognition of academic achievement and extensive community involvement, while also assisting girls and women to achieve a better quality of life and to reach their full potential as leaders.
- The Faculty Retreat was held on Tuesday, June 18, 2019 with more than one hundred participants. The event allows faculty the opportunity to participate in professional development workshops and connect with colleagues from all St. Clair campuses.

Retirees' Association

Mr. Jones reported the following on behalf of the Retirees:

- The June Board meeting was held on Wednesday, June 19, 2019 in the Health Plex at the Chatham Campus.
- Recent events for the Retirees' Association included:
 - Wind turbine presentation and tour;
 - Retirement planning seminars in Windsor and Chatham;
 - St. Clair College Staff Appreciation Brunch; and
 - Retirees' golf outings at Woodland Hills.

On behalf of the Retirees' Association, Mr. Jones expressed appreciation to Mr. Allen for his work with the Board and congratulations on his retirement.

The Board Chair thanked the constituents for their informative reports.

4.0 **President's Report**

The Chair called on the President to provide her report to the Board.

Ms. France stated that a copy of the President's Report could be found in the Board portfolios and she reviewed the following highlights:

- The annual Academic Awards Banquets were held in Windsor on Tuesday, June 4, 2019 at St. Clair College Centre for the Arts and in Chatham on

Thursday, June 6, 2019 at Club Lentinas. Over 175 students were honoured between the two celebrations.

- On Monday, June 10, 2019 the President provided greetings at “Building Bridges”, the Canadian Bureau for International Education (CBIE) Conference co-hosted by the College and the University of Windsor.
- St. Clair College held its 52nd Annual Convocation ceremonies over four sessions on June 11-12, 2019 at the WFCU Centre and two sessions on June 14, 2019 at the Chatham Campus in the Health Plex. There were more than 5,800 graduating students.

The President noted that the [media stories](#) have been sent to the Board members electronically, are posted on the portal and are attached to the minutes.

The President's report is attached to the minutes as [Item #4.0](#).

5.0 Consent Agenda

The Chair noted the following items that have been provided on the Consent Agenda:

- 5.1 Draft 2019-2020 Board Meeting and Event Schedule.
- 5.2 Program Suspensions and Cancellations.

RESOLVED THAT the Board of Governors receive and approve the contents of the June 25, 2019 Consent Agenda, as presented.

6.0 Business Arising

6.1 Key Performance Indicator Surveys (KPIs)

The President stated that the results of the KPIs have not yet been released by the Ministry of Training, Colleges and Universities (MTCU) to the Ontario colleges. She stated that updates will be provided to the Board as information becomes available.

6.2 Alumni Association Report

At this time, Mr. Fairley introduced Mr. A. Rowberry, President of the Alumni Association. Mr. Rowberry provided a PowerPoint presentation for the Board and highlighted the objectives and initiatives undertaken by the Alumni Association over the past year.

Mr. Rowberry also presented the 2019 Alumni Services Video. This video was produced in 2019 to highlight the products and services that the Alumni Association provides to students and alumni and was developed in response to the changes in funding with the Student Choice Initiative.

Mr. Allen thanked Mr. Rowberry for his presentation. The Alumni Association Annual Report presentation is attached as [Item #6.2](#).

6.3 Foundation Board Report

Mr. Fairley introduced Mr. C. Hotham, President of the St. Clair College Foundation, to provide the Foundation year-end report.

Mr. Hotham provided a PowerPoint presentation for the Board and reported on the initiatives undertaken in 2018-19.

Mr. Hotham provided a summary of the scholarship and endowment activity for 2018-19. He reported that the Foundation received 1,450 applications in 2018-19, which represents an increase of 57% over the prior year. The total payout from the Foundation in 2018-19 amounted to \$534,880, which represents an increase of \$75,000 year over year.

Mr. Hotham thanked the President and Senior Management Team for working with the Foundation and helping them to reach their goals.

Mr. Allen stated that he has represented the Board of Governors on the St. Clair College Foundation for the past two terms. Ms. R. Khosla has been appointed the representative to the Foundation, commencing September 2019.

Mr. Allen thanked Mr. Hotham for his presentation. The St. Clair College Foundation presentation is attached [Item #6.3](#).

6.4 Executive Plan for the Summer Months (Board By-laws, Article 38.3)

The Chair reminded the Board members of the By Law that established the Executive Committee, consisting of the President, the Board Chair and the Vice Chair to serve as a standing committee in the event that Board approval was required on an urgent basis. The Chair proposed the Committee operate during the summer months as follows:

- The Executive Committee will meet as required.
- The Executive Committee may call a meeting of the Full Board should an urgent matter require input from all Board members. An urgent meeting could take place through teleconference, if required.
- The Executive Committee will report back to the Board at the September Board meeting on any matters that the Committee approved over the summer months on behalf of the Board.

6.5 Board Chair and Vice Chair 2019-2020

Mr. Allen reviewed the results of the elections for Board Chair and Vice Chair, held on Tuesday, May 28, 2019 at the In-Camera meeting. He announced that Ms. Nancy Jammu-Taylor was acclaimed as incoming Board Chair effective September 1, 2019 through August 31, 2020 and Mr. Egidio Sovran was acclaimed as incoming Vice Chair, effective September 1, 2019 through August 31, 2020.

7.0 Monitoring Reports

7.1 Audit Committee Report

Mr. E. Sovran, Chair of the Audit Committee, reported on this item and highlighted the following:

- The Audit Committee meeting was held on Friday, June 7, 2019 at 9:00 a.m. and quorum was met.
- Mr. Jones, Vice President, Finance and Chief Financial Officer, highlighted the significant items in the audited financial statements.
- Ms. C. Swift, Partner and Ms. A. Piccolo, Senior Manager at KPMG presented the Audit Findings Report to the Audit Committee.
- Ms. Swift thanked College administration and staff for assisting KPMG in completing the audit work.
- The 2019 fiscal year was the second of five years that KPMG will be completing the College audit. The College's five year contract with KPMG will end with the 2022 fiscal year.
- There were no significant changes in KPMG's planned audit approach presented to the Audit Committee in February 2019.
- KPMG stated that it will be issuing an unqualified opinion on the College's financial statements and commented on the following:
 - The approval date of the financial statements will be June 25, 2019 and the Management Representation letter will be signed by Mr. M. Jones and Ms. N. Chencharik.
 - KPMG will issue the St. Clair College financial statements, once approved by the Board of Governors.
 - Based on the audit procedures performed, including discussions with management, KPMG did not identify any significant financial reporting risks that would impact the College's financial reporting.
 - KPMG did not identify any adjustments that were communicated to management and subsequently corrected in the financial statements.

- KPMG did not find any exceptions relating to fraud risk or any significant weaknesses in internal controls or financial reporting processes, as a result of the audit.
- KPMG did not identify any significant weaknesses in internal controls or financial reporting processes.
- KPMG was satisfied with the reasonability of the accounting estimates taken.
- Two legal confirmation letters were outstanding at the time of the meeting. These letters have subsequently been received by KPMG.

After a brief discussion it was,

RESOLVED THAT the Board of
Governors approve the Audit
Committee Report for the Year
Ended March 31, 2019.

- Mr. Sovran reported that following the meeting with KPMG, the Audit Committee remained in session and had the following discussion:

Through the efforts of Administration, the College attained an unprecedented financial surplus at 2018-19 fiscal year end. The Audit Committee has recommended that a plan be put in place to manage the surplus, including the restriction of a portion of the surplus funds to remain in reserves.

The Audit Committee also made the recommendation for a deeper analysis of International student enrolment, including the home country of the enrolled students. This analysis will allow the College to prepare for any political issues that may arise and that may have an effect on enrolment.

Mr. Jones stated Administration will report back on these issues at the September Board meeting.

7.2 Audited Consolidated Financial Statements for the Year Ended March 31, 2019, for Submission to the Ministry

Mr. Jones reported on this item and provided a high level overview of the audited consolidated financial statements for the year ended March 31, 2019, highlighting the following significant items:

Statement of Financial Position: Assets

- At year end, cash and temporary investments are a combined \$111 million, an increase of \$48 million over the prior year. This increase is due to the current year's operating surplus as well as payments for future semesters.
- Accounts Receivable are at \$11.9 million and are consistent with the prior year.
- Long-Term Investments are at \$9.9 million, an increase of \$449,000.

- Capital assets increased by \$18 million to \$329 million:
 - \$10.6 million towards buildings:
 - Greenhouse gas grants.
 - Deferred maintenance items.
 - Classroom renovations.
 - Powerline building capitilized.
 - Improvements in the cafeteria and residence.
 - Roof repairs.
 - \$420 towards campus beautification.
 - \$3.1 million towards equipment
 - CERF and AEF capital grants.
 - Furniture, Fixtures and Equipment (FF&E) to support academic and support departments.
 - \$496,000 in computer investments for One Riverside Drive.
 - \$3.9 million for leasehold improvements at One Riverside Drive.

Statement of Financial Position: Liabilities

- Accounts payable and accrued liabilities are at \$12.1 million, which is consistent with the prior year.
- Deferred revenue is at \$51.7 million, an increase of \$14.4 million. This increase is largely due to:
 - Funds held on behalf of the student governments and associations.
 - An increase in payments for future semesters.
 - Reclassification for student account balances in a credit position.
- Vacation pay liability is at \$6 million, an increase of \$427,000 over the previous year. This increase is due to a refinement in the balance estimates.
- Long-term Debt is \$12.8 million, a decrease from the prior year of \$1.7 million. This demonstrates that the College is continuing its commitments to the Ontario Financing Authority (OFA) and to the residence loan.
- Deferred capital contributions are at \$124.8 million, an increase of \$4.8 million over the previous fiscal year.

Statement of Financial Position: Net Assets

- Reserves have continued to grow and are in a strong position related to the operating surpluses of the last two fiscal years.

- Unrestricted operating balance is \$62 million, an increase of \$34.7 million and \$40.1 million is invested in capital assets.
- Total Net Assets are at \$101.4 million, an increase over the prior fiscal year of \$40.5 million.

Statement of Operations

- St. Clair College attained a record breaking surplus in the 2018-19 fiscal year of \$40.2 million. The surplus is the third highest in the college system.

Revenue:

- Tuition is at \$95.7 million, an increase of \$49.6 million over the prior fiscal year. This increase can be attributed to the increase in International student enrolment.
- Contract training is at \$25.8 million, an increase of \$550,000.
- Other income is at \$12.4 million, an increase of \$2.2 million over the prior fiscal year. This increase can be attributed to the following:
 - Investment income.
 - Research and development grants.
 - Increased insurance, health and dental benefits.
- Ancillary revenue is at \$11.5 million, an increase of \$1.8 million over the prior fiscal year. This increase is largely due to the following:
 - Parking operations.
 - Residence.
 - St. Clair College Centre for the Arts.

Expenditures:

- Salaries and benefits increased by \$11.7 million over the prior fiscal year to \$86.3 million. This increase can be attributed to the following:
 - Net new staffing.
 - Compensation adjustments across all constituent groups.
 - Full year implications of Bill 148 and Bill 47.
- Operating expenditures increased by \$13.5 million over the prior fiscal year to \$53 million. This increase can be attributed mostly to the following:
 - Agent commissions.
 - Advertising.
 - Insurance costs.
 - Rental costs.

- The President stated that the increase in the surplus can largely be attributed to the addition of the Spring intake.
- In a discussion following the presentation, a Governor inquired as to whether the Ministry of Training, Colleges and Universities has a cap on the amount of surplus that a College is permitted. In response, the President stated that there are not any restrictions placed on the amount of surplus that a College is permitted.

The President stated that the surplus of the past two fiscal years has allowed the College to reinvest in both the College and the community, to further ensure that St. Clair College becomes a destination college and to continue to provide academic excellence.

President France reported that Administration will provide a recommendation to the Board at the September meeting on a plan to allocate a portion of the surplus to reserves to ensure that the College remains in a strong financial position.

After a brief discussion, it was

RESOLVED THAT the Board of Governors approve the Audited Consolidated Financial Statements for the Year Ended March 31, 2019, for Submission to the Ministry.

7.3 Financial Monitoring Report

Mr. Jones reviewed the report on the financial results for the year ended March 31, 2019.

He reported that for the third consecutive fiscal year, St. Clair College has reported zero flags in regards to the Financial Sustainability Metrics. In addition, all of the College's metrics have improved year over year.

After a brief discussion, it was

RESOLVED THAT the Board of Governors approve the Financial Monitoring Report for the year ending March 31, 2019.

7.4 Business Plan – Accrual Budget Template (MTCU) Format

- Mr. Jones stated that this agenda item is a requirement of the Ministry of Training, Colleges and Universities (MTCU) to receive Board approval for the 2019-20 budget submission to the Ministry and he provided a brief overview of the information contained in the Business Plan.

- At the March 2019 Board meeting, the 2019-20 operating budget was approved by the Board. This budget included an \$11.1 million surplus and this surplus is consistent with the figures being submitted in the Statement of Operations in the Ministry specific template.
- The intent of the Statement of Financial Position is to provide the Ministry with an indication of the College's projected financial position at March 31, 2020, based on the College's financial information known to date.
- The Statement of Financial Positions incorporates the approved \$11.1 million surplus, \$10.8 million capital expenditures from the operational reserves, the Academic Tower and its related debt and zero flags to report in the College's financial sustainability metrics.

After a brief discussion it was,

RESOLVED THAT the Board of Governors approve the Business Plan – Accrual Budget Template (MTCU Format) for submission to the Ministry.

8.0 Policy/By Law Review

8.1 By-laws 5 & 8, 2nd Reading

After a brief discussion, it was,

RESOLVED THAT the Board of Governors approve the 2nd reading of By-laws 5 & 8, as presented.

8.2 Policy 2003-7, 1st Reading

After a brief discussion, it was,

RESOLVED THAT the Board of Governors approve the 1st reading of Policy 2003-7, as presented.

9.0 Recognition of Retiring Governors

The Board Chair recognized the Governors who will be retiring from the Board as of August 31, 2019.

- Dr. Ken Blanchette has served as the Administrative representative to the Board for a three-year term, since September 2016. Mr. Allen thanked Ken for his contributions to the Board.

- Kiara Clements has served as the Student representative to the Board for a one-year term. Mr. Allen thanked Kiara for her support to the Board from a student and SRC perspective and for her contributions to the Board.
- Marlene Corey has served as an external member to the Board for six years, since September 2013. Mr. Allen thanked Marlene for her years of service and her positive influence on the Board and in the community.
- Mr. Floyd Curtis has served as the Faculty representative to the Board for a three-year term, since September 2016. The Chair thanked Mr. Curtis for his contributions to the Board.
- Mr. Dan Allen has served as an external member to the Board for six years. He was selected as a LGIC appointment in 2017, elected as the Chair Elect in 2016 and has served as the Board Chair for 2017-19. On behalf of the Board of Governors, Ms. Nancy Jammu-Taylor thanked Dan Allen for his invaluable contributions, insight and guidance to the Board.

10.0 Date of the Next Meeting

- 10.1 The next meeting is scheduled for Tuesday, September 24, 2019 in the President's Board Room

The Full Board meeting adjourned at 7:35 p.m.

MISSION STATEMENT

Transforming lives and strengthening communities through high quality and accessible educational experiences that support career-readiness, innovation, and life-long learning.

ST. CLAIR COLLEGE OF APPLIED ARTS AND TECHNOLOGY

475th FULL BOARD MEETING

of the

BOARD OF GOVERNORS

NOTICE OF MEETING

DATE: Tuesday, June 25, 2019

TIME: 6:30 p.m. – Meeting

PLACE: Board Room #342, Windsor Campus

**** NOTE:** **Dinner for the Senior Operations Group, Constituent Representatives and guests will be served at 5:45 p.m. in the Staff Lounge.**

AGENDA

1.0 ADOPTION OF THE AGENDA AND DECLARATION OF CONFLICT OF INTEREST

2.0 APPROVAL OF THE MINUTES OF THE FULL BOARD MEETING HELD ON TUESDAY, MAY 28, 2019 IN WINDSOR, ON

3.0 CONSTITUENT REPORTS

4.0 PRESIDENT'S REPORT
(Executive Limitations Communication & Counsel, Policy #2003-21)

Information Item – The President will provide her report, apprising the Board of any new developments since the last meeting.

5.0 CONSENT AGENDA

5.1 Draft 2019-2020 Board Meeting and Event Schedule

Information Item – Administration has provided the Draft 2019-2020 Meeting and Event Schedule for the upcoming year, attached as Item #5.1.

5.2 Program Suspensions and Cancellations

Information Item – Administration has provided information regarding program suspensions and cancellations, attached as Item #5.2.

6.0 BUSINESS ARISING

6.1 Key Performance Indicator Surveys (KPIs)
(Regulation 34/03, Article 8.2a)

Information Item – Administration will report on the status of the KPI Surveys.

6.2 Alumni Association Report

Information Item – A report from the Alumni Association will be provided to the Board.

6.3 Foundation Board Report

Information Item – A report from the Foundation Board will be provided to the Board.

6.4 Executive Plan for the Summer Months
(Board By-law 38.3)

Information Item – The Board will discuss the Executive Committee operation for the summer months to deal with any Board action items, should they arise.

6.5 Board Chair and Vice Chair 2019-2020

Information Item – The Board Chair will provide information regarding the election of the Board Chair and Vice Chair, for the one-year term commencing September 1, 2019 through August 31, 2020.

7.0 MONITORING REPORTS

7.1 Audit Committee Report

Approval Item – The Chair of the Audit Committee will present a brief report to the Board.

- 7.2 Audited Consolidated Financial Statements for the Year Ended March 31, 2019 for submission to the Ministry.
(Regulation 34/03, Article 9.1, Board Policy #2003-18, Budget Development, Board By-law 38.1)

Approval Item – Administration will present the Audited Financial Statements for the year ended March 31, 2019, attached as Item #7.2 for Board approval, as required by the Ministry.

- 7.3 Financial Monitoring Report

Information Item – An update will be given to the Board with respect to the financial results for the Fiscal Year Ended March 31, 2019, attached as Item #7.3.

- 7.4 Business Plan – Accrual Budget Template (MTCU) Format

Approval Item – The rationale is provided for Board approval, attached as Item #7.4.

8.0 POLICY/BY-LAW REVIEW

- 8.1 By-laws 5 & 8 – 2nd Reading

Approval Item – The Board will review By-laws 5 & 8 for approval, attached as Item #8.1.

- 8.2 Policy 2003-7 – 1st Reading

Approval Item – The Board will review policy 2003-7 for 1st reading, attached as Item #8.2.

9.0 RECOGNITION OF RETIRING GOVERNORS

10.0 DATE OF THE NEXT MEETING

- 10.1 The next meeting is scheduled for Tuesday, September 24, 2019 in the President's Board Room.

ST. CLAIR COLLEGE OF APPLIED ARTS & TECHNOLOGY
BOARD OF GOVERNORS

2019 – 2020 Meeting and Event Schedule
Board Meetings

September 10, 2019	New Board Member Orientation
September 10, 2019 *	Committee of the Whole – Windsor
September 24, 2019	Full Board Meeting – Windsor
October 8, 2019 *	Committee of the Whole – Windsor
October 22, 2019	Full Board Meeting – SCCCA
November 2019	Board Planning Session/Retreat
November 12, 2019 *	Committee of the Whole – Windsor
November 26, 2019	Full Board Meeting – Windsor
January 14, 2020 *	Committee of the Whole – Windsor
January 28, 2020	Full Board Meeting – Windsor
February 11, 2020 *	Committee of the Whole – Windsor
February 25, 2020	Full Board Meeting – Windsor
March 10, 2020 *	Committee of the Whole – Windsor
March 24, 2020	Full Board Meeting – Windsor
April 14, 2020 *	Committee of the Whole – Windsor
April 28, 2020	Full Board Meeting – Windsor
May 12, 2020 *	Committee of the Whole – Windsor
May 26, 2020	Full Board Meeting – Chatham
June 9, 2020 *	Committee of the Whole – Windsor
June 23, 2020	Full Board & Annual General Meeting – Windsor

** Please Note: All Committee of the Whole Meetings are listed and will be held at the discretion of the Board Chair and President.*

Events

October 2, 2019	Fall Academic Awards Banquet (Windsor & Chatham)
October 8, 2019 (7 th Session)	Fall Convocation (Windsor)
(8 th Session)	Fall Convocation (Windsor)
October 9, 2019 (9 th Session)	Fall Convocation (Windsor)
(10 th Session)	Fall Convocation (Windsor)
October 10, 2019 (11 th Session)	Fall Convocation (Chatham)
November 2019	Board Planning Session/Retreat
November 30 – December 2, 2019	Higher Education Summit: Premier's Awards December 2, 2019
December 10, 2019	Holiday Social
February 2020	Chatham Scholarship & Bursaries
February 2020	Windsor Scholarship & Bursaries
February 2020	Alumni of Distinction (SCCCA)
April 8, 2020	Athletic Awards Banquet
April 2020	SRC Changeover Banquet
May 1, 2020	TSI Changeover Banquet
May 3 – May 5, 2020	CICan Annual Conference, Montreal, QC
June 2020	Windsor Academic Awards Banquet
June 2020	Chatham Academic Awards Banquet
June 2020	Spring Convocation



ST. CLAIR

COLLEGE

TO: BOARD OF GOVERNORS

FROM: PATRICIA FRANCE, PRESIDENT

DATE: JUNE 25, 2019

RE: SUSPENDED OR CANCELLED PROGRAMS

SECTOR: WASEEM HABASH, VICE PRESIDENT, ACADEMIC

AIM:

To provide a report to the Board of Governors relating to the Ministry's request of May 27, 2019 regarding inactive programs.

BACKGROUND:

The Ministry of Training, Colleges and Universities (MTCU) maintains a record of all college programs that are active and eligible for funding through the Operating Grant. As part of the Ministry's ongoing efforts to maintain current accurate information, the Colleges Unit reviews the list of suspended/cancelled and inactive programs on an annual basis.

As per the "Program Suspension and Cancellation: Operating Procedure", the Board of Governors is required to inform the Ministry of a final decision to suspend or cancel a Ministry-funded program of instruction at all campuses and all delivery modes, including part-time delivery.

A program that is in suspended status can be re-activated by a college, whereas a program in cancelled status is removed entirely from the college's offerings and may never be activated again, unless a complete program submission is made to the Credentials Validation Service (CVS) and MTCU. St. Clair College Administration would like to maintain all of the attached programs in "suspend" status instead of cancelling. This will provide us the flexibility to launch a program should the need arise.

Attached is a list (Appendix A) of St. Clair College's programs that have been reported as suspended or inactive for over five years. The list has been carefully reviewed and assessed by all involved parties.

RECOMMENDATION:

IT IS RECOMMENDED THAT the Board of Governors approve the list of suspended programs for submission to the Ministry of Training, Colleges and Universities.

College	APS	APS Title	MTCU	Current Status	Start Date	Suspend Date	Last Enrolment Date	Action Required (Remain Active, Suspend, Cancel)	If Remain Active selected, please provide justification	If Remain Active selected, please provide anticipated enrolment date
STCL	01206	Wind Turbine Technician	51022	S	9/1/2010	9/1/2017				
STCL	01151	(P-T) Chemical Dependency Counselling	70901	A	9/1/1998		2018 - 2019	Remain Active	Currently being delivered through Continuing Education.	2019 - 2020
STCL	01207	Wind Turbine Technician Studies	71022	S	9/1/2010	9/1/2017				
STCL	01214	Registered Practical Nurse - Perioperative	71461	S	9/1/2010	9/1/2017				
STCL	01191	Advanced Care Paramedic	71637	S	9/1/2008	9/1/2017				

Comments:

Both the **Wind Turbine Technician** and the **Wind Turbine Technician Studies** curriculum is complete. Current labour market demand in this sector is very soft. However, should the political climate change and employment demand changes, the College will be ready to launch fairly quickly to meet market demand. The curriculum for both programs will be reviewed and refreshed prior to launch to ensure we are meeting current industry standards.

The **Registered Practical Nurse - Perioperative** program was developed many years ago to support local hospitals. Although the need has diminished, St. Clair College would like to keep the program from cancellation in the event at some point in the future, local hospitals require the skills offered in this program. Curriculum is developed but will be refreshed should we decide to launch the program at some point in the future.

The **Advanced Care Paramedic** Program was also developed many years ago. Enrolment numbers were very weak and the program was suspended. This program may be required in the future should EMS require the skills or there is a change in the vocational requirements for Paramedics.

The **Chemical Dependency Counselling** program is still in active status and it is offered through Continuing Education. St. Clair College will continue to offer the program through Continuing Education.



ST. CLAIR

C O L L E G E

TO: THE BOARD OF GOVERNORS

FROM: PATRICIA FRANCE, PRESIDENT

DATE: JUNE 25, 2019

**RE: AUDITED CONSOLIDATED FINANCIAL STATEMENTS FOR THE
YEAR ENDED MARCH 31, 2019**

**SECTOR: FINANCE
MARC JONES, VICE PRESIDENT & CHIEF FINANCIAL OFFICER**

AIM:

To obtain Board approval of the Audited Consolidated Financial Statements for the Year Ended March 31, 2019.

BACKGROUND:

As in prior years, statutory financial statements are required to be submitted to the Ministry of Training, Colleges and Universities. The Audit Committee of the Board met on Friday June 7, 2019 to review the Audited Consolidated Financial Statements and to recommend Board approval.

RECOMMENDATION:

IT IS RECOMMENDED THAT the Board of Governors approve the Audited Consolidated Financial Statements for the Year Ended March 31, 2019.

Consolidated Financial Statements

**THE ST. CLAIR COLLEGE OF APPLIED
ARTS AND TECHNOLOGY**

Year ended March 31, 2019

DRAFT



KPMG LLP
618 Greenwood Centre
3200 Deziel Drive
Windsor, ON
N8W 5K8
Telephone (519) 251-3500
Fax (519) 251-3530
www.kpmg.ca

INDEPENDENT AUDITORS' REPORT

To the Board of Governors of The St. Clair College of Applied Arts and Technology

Opinion

We have audited the consolidated financial statements of The St. Clair College of Applied Arts and Technology (the College), which comprise:

- the consolidated statement of financial position as at March 31, 2019
- the consolidated statement of operations for the year then ended
- the consolidated statement changes in net assets for the year then ended
- the consolidated statement of cash flows for the year then ended
- and notes to the financial statements and schedules, including a summary of significant accounting policies

(Hereinafter referred to as the "financial statements").

In our opinion, the accompanying financial statements present fairly, in all material respects, the financial position of the College as at March 31, 2019, and its results of operations and its cash flows for the year then ended in accordance with Canadian public sector accounting standards.

Basis for Opinion

We conducted our audit in accordance with Canadian generally accepted auditing standards. Our responsibilities under those standards are further described in the "Auditors' Responsibilities for the Audit of the Financial Statements" section of our auditors' report.

We are independent of the College in accordance with the ethical requirements that are relevant to our audit of the financial statements in Canada and we have fulfilled our other ethical responsibilities in accordance with these requirements.

We believe that the audit evidence we have obtained is sufficient and appropriate to provide a basis for our opinion.



Responsibilities of Management and Those Charged with Governance for the Financial Statements

Management is responsible for the preparation and fair presentation of the financial statements in accordance with Canadian public sector accounting standards, and for such internal control as management determines is necessary to enable the preparation of financial statements that are free from material misstatement, whether due to fraud or error.

In preparing the financial statements, management is responsible for assessing the College's ability to continue as a going concern, disclosing, as applicable, matters related to going concern and using the going concern basis of accounting unless management either intends to liquidate the College or to cease operations, or has no realistic alternative but to do so.

Those charged with governance are responsible for overseeing the College's financial reporting process.

Auditors' Responsibilities for the Audit of the Financial Statements

Our objectives are to obtain reasonable assurance about whether the financial statements as a whole are free from material misstatement, whether due to fraud or error, and to issue an auditors' report that includes our opinion.

Reasonable assurance is a high level of assurance, but is not a guarantee that an audit conducted in accordance with Canadian public sector accounting standards will always detect a material misstatement when it exists.

Misstatements can arise from fraud or error and are considered material if, individually or in the aggregate, they could reasonably be expected to influence the economic decisions of users taken on the basis of the financial statements.

As part of an audit in accordance with Canadian public sector accounting standards, we exercise professional judgment and maintain professional skepticism throughout the audit.

We also:

- Identify and assess the risks of material misstatement of the financial statements, whether due to fraud or error, design and perform audit procedures responsive to those risks, and obtain audit evidence that is sufficient and appropriate to provide a basis for our opinion.

The risk of not detecting a material misstatement resulting from fraud is higher than for one resulting from error, as fraud may involve collusion, forgery, intentional omissions, misrepresentations, or the override of internal control.



- Obtain an understanding of internal control relevant to the audit in order to design audit procedures that are appropriate in the circumstances, but not for the purpose of expressing an opinion on the effectiveness of the College's internal control.
- Evaluate the appropriateness of accounting policies used and the reasonableness of accounting estimates and related disclosures made by management.
- Conclude on the appropriateness of management's use of the going concern basis of accounting and, based on the audit evidence obtained, whether a material uncertainty exists related to events or conditions that may cast significant doubt on the College's ability to continue as a going concern. If we conclude that a material uncertainty exists, we are required to draw attention in our auditors' report to the related disclosures in the financial statements or, if such disclosures are inadequate, to modify our opinion. Our conclusions are based on the audit evidence obtained up to the date of our auditors' report. However, future events or conditions may cause the College to cease to continue as a going concern.
- Evaluate the overall presentation, structure and content of the financial statements, including the disclosures, and whether the financial statements represent the underlying transactions and events in a manner that achieves fair presentation.
- Communicate with those charged with governance regarding, among other matters, the planned scope and timing of the audit and significant audit findings, including any significant deficiencies in internal control that we identify during our audit.

Chartered Professional Accountants, Licensed Public Accountants

Windsor, Canada

June __, 2019

THE ST. CLAIR COLLEGE OF APPLIED ARTS AND TECHNOLOGY

Consolidated Statement of Financial Position

March 31, 2019, with comparative information for 2018

	2019	2018
Assets		
Current assets:		
Cash	\$ 70,871,533	\$ 36,300,116
Accounts receivable (note 17)	11,999,882	12,309,496
Temporary investments (note 2)	40,652,949	27,091,884
Prepaid expenses	2,805,490	1,662,105
	<u>126,329,854</u>	<u>77,363,601</u>
Long-term investments (note 2)	9,950,637	9,501,878
Construction in progress (note 5)	189,484	2,204,561
Capital assets (note 6)	177,668,359	167,772,082
	<u>\$ 314,138,334</u>	<u>\$ 256,842,122</u>
Liabilities and Net Assets		
Liabilities:		
Accounts payable and accrued liabilities	\$ 12,166,394	\$ 12,350,325
Deferred revenue (note 7)	51,782,630	37,395,402
Vacation pay	6,075,504	5,648,779
Current portion of long-term debt (note 8)	1,229,094	1,724,622
	<u>71,253,622</u>	<u>57,119,128</u>
Long-term debt (note 8)	11,634,683	12,863,776
Post-employment benefits and compensated absences (note 9)	3,770,000	3,851,000
Deferred contributions (note 10)	1,182,302	1,027,356
Deferred capital contributions (note 11)	124,848,844	119,870,561
Deferred capital contributions relating to construction in progress (note 12)	42,716	1,250,000
	<u>212,732,167</u>	<u>195,981,821</u>
Net assets:		
Unrestricted:		
Operating	62,032,246	27,283,573
Post-employment benefits and compensated absences	(3,770,000)	(3,851,000)
Vacation pay	(6,075,504)	(5,648,779)
	<u>52,186,742</u>	<u>17,783,794</u>
Invested in capital assets (note 13)	40,102,506	34,267,684
Externally restricted (note 14)	9,116,919	8,808,823
	<u>101,406,167</u>	<u>60,860,301</u>
	<u>\$ 314,138,334</u>	<u>\$ 256,842,122</u>

See accompanying notes to consolidated financial statements.

Approved by the Board of Governors

Director

Director

THE ST. CLAIR COLLEGE OF APPLIED ARTS AND TECHNOLOGY

Consolidated Statement of Operations

Year ended March 31, 2019, with comparative information for 2018

	2019	2018
Revenue:		
Grants and reimbursements	\$ 46,475,014	\$ 46,918,316
Capital support grants	152,954	261,841
Tuition revenue	95,735,897	46,099,586
Contract training	25,800,534	25,250,544
Amortization of deferred capital contributions	5,255,421	4,648,650
Other income	12,414,104	10,200,042
Donations	303,734	362,279
Foundation	544,345	460,415
Ancillary operations	11,581,523	9,752,418
Gain on disposal of capital assets	-	5,058
	198,263,526	143,959,149
Expenses:		
Salaries and benefits	86,362,457	74,602,282
Operating expenditures	53,039,160	39,473,516
Post employment and compensated absences	(81,000)	(231,000)
Foundation	544,345	460,415
Bursaries and scholarships	302,737	354,848
Amortization of capital assets	8,466,568	7,150,635
Other expenditures out of capital support grants	152,954	279,470
Ancillary operations	9,238,535	8,563,472
	158,025,756	130,653,638
Excess of revenue over expenses	\$ 40,237,770	\$ 13,305,511

See accompanying notes to consolidated financial statements.

THE ST. CLAIR COLLEGE OF APPLIED ARTS AND TECHNOLOGY

Consolidated Statement of Changes in Net Assets

Year ended March 31, 2019, with comparative information for 2018

	Unrestricted	Invested in capital assets (note 13)	Externally restricted (note 14)	2019 Total	2018 Total
Balance, beginning of year	\$ 17,783,794	34,267,684	8,808,823	\$ 60,860,301	\$ 47,532,331
Endowments received during the year	-	-	308,096	308,096	22,459
Excess (deficiency) of revenues over expenses	43,448,917	(3,211,147)	-	40,237,770	13,305,511
Net change in investment in capital assets	(9,045,969)	9,045,969	-	-	-
Balance, end of year	\$ 52,186,742	\$ 40,102,506	\$ 9,116,919	\$ 101,406,167	\$ 60,860,301

See accompanying notes to consolidated financial statements.

THE ST. CLAIR COLLEGE OF APPLIED ARTS AND TECHNOLOGY

Consolidated Statement of Cash Flows

Year ended March 31, 2019, with comparative information for 2018

	2019	2018
Cash provided by (used in):		
Operations:		
Excess of revenue over expenses	\$ 40,237,770	\$ 13,305,511
Items not involving cash:		
Amortization of capital assets	8,466,568	7,150,635
Amortization of deferred capital contributions	(5,255,421)	(4,648,650)
Accrual for post-employment benefits and compensated absences	(81,000)	(231,000)
Deferred contributions recognized as revenue in the year	(544,345)	(460,415)
Unrealized gain on long-term investments	(159,246)	(67,073)
Gain on disposal of capital assets	-	(5,058)
	<u>42,664,326</u>	<u>15,043,950</u>
Changes in non-cash operating working capital:		
Accounts receivable	309,614	355,965
Prepaid expenses and other assets	(1,143,385)	309,636
Accounts payable and accrued liabilities	(183,931)	3,832,938
Accrual for vacation pay	426,725	64,422
Deferred revenue	14,387,228	25,140,400
	<u>56,460,577</u>	<u>44,747,311</u>
Financing activities:		
Deferred contributions	699,291	430,755
Repayment of long-term debt	(1,724,621)	(2,212,917)
Endowment contributions	308,096	22,459
	<u>(717,234)</u>	<u>(1,759,703)</u>
Capital activities:		
Contributions received for capital purposes	10,233,704	8,430,514
Contributions (paid) received for construction in progress	(1,207,284)	1,015,290
Proceeds on disposal of capital assets	-	5,058
Purchase of capital assets	(16,347,768)	(17,142,334)
	<u>(7,321,348)</u>	<u>(7,691,472)</u>
Investing activities:		
(Purchase) redemption of long-term investments	(289,513)	141,923
Purchase of temporary investments	(13,561,065)	(4,694,517)
	<u>(13,850,578)</u>	<u>(4,552,594)</u>
Increase in cash	34,571,417	30,743,542
Cash, beginning of year	36,300,116	5,556,574
Cash, end of year	<u>\$ 70,871,533</u>	<u>\$ 36,300,116</u>

See accompanying notes to financial statements.

THE ST. CLAIR COLLEGE OF APPLIED ARTS AND TECHNOLOGY

Notes to Consolidated Financial Statements

Year ended March 31, 2019

The St. Clair College of Applied Arts and Technology (the "College"), was incorporated in 1965 under the laws of the Province of Ontario, and is an Ontario college of applied arts and technology duly established pursuant to Ontario regulation 34/03 made under the Ontario Colleges of Applied Arts and Technology Act, 2002. The College is an agency of the crown and provides postsecondary, vocationally oriented education in the areas of applied arts, business, health sciences and technology.

The College is a not-for-profit organization and, as such, is exempt from income taxes under the Income Tax Act (Canada).

1. Significant accounting policies:

(a) Basis of presentation:

These consolidated financial statements of the College have been prepared in accordance with Canadian public sector accounting standards for government not-for-profit organizations, including the 4200 series of standards, as issued by the Public Sector Accounting Board ("PSAB for Government NPOs").

The consolidated financial statements include the accounts of the College and its wholly controlled entity, St. Clair College Foundation. All significant inter-organization balances and transactions have been eliminated on consolidation.

These consolidated financial statements do not reflect the assets, liabilities and results of operations of the various student organizations.

(b) Revenue recognition:

The College follows the deferral method of accounting for contributions, which include donations and government grants. Tuition fees and contract training revenues are recognized as income to the extent that the related courses and services are provided within the fiscal year of the College.

THE ST. CLAIR COLLEGE OF APPLIED ARTS AND TECHNOLOGY

Notes to Consolidated Financial Statements (continued)

Year ended March 31, 2019

1. Significant accounting policies (continued):

(b) Revenue recognition (continued):

Ancillary revenues including parking, bookstore, residence, St. Clair College Centre for the Arts and other sundry revenues are recognized when products are delivered or services are provided to the student or client, the sales price is fixed and determinable, and collection is reasonably assured.

Unrestricted contributions are recognized as revenue when received or receivable and if the amount to be received can be reasonably estimated and collection is reasonably assured.

Externally restricted contributions and restricted investment income are recognized as revenue in the year in which the related expenses are incurred.

Restricted contributions for the purchase of capital assets are deferred and amortized into revenue on a straight-line basis corresponding with the amortization rate for the related capital assets.

Endowment contributions, having externally imposed restrictions requiring that the principal be maintained intact, are recognized as direct increases in endowed net assets.

Restricted investment income is recognized as revenue in the year in which the related expenses are incurred. Restricted investment income that must be maintained as an endowment is credited to net assets. Unrestricted investment income is recognized as revenue when earned.

Pledges are recorded as revenue when management can make a reasonable estimate of the amount and collection is reasonably assured. The College received pledges in the amount of \$3,730,000 (2018 - \$500,000) which have not been recorded in the accompanying financial statements.

THE ST. CLAIR COLLEGE OF APPLIED ARTS AND TECHNOLOGY

Notes to Consolidated Financial Statements (continued)

Year ended March 31, 2019

1. Significant accounting policies (continued):

(c) Capital assets:

Purchased capital assets are recorded at cost less accumulated amortization. Contributed capital assets are recorded at fair value at the date of contribution. Repairs and maintenance costs are charged to expense. Betterments that extend the estimated life of an asset are capitalized. When a capital asset no longer contributes to the College's ability to provide services or the value of future economic benefits associated with the capital asset is less than its net book value, the carrying value of the capital asset is reduced to reflect the decline in the asset's value.

Construction in progress is not recorded as capital asset, or amortized until it is put into service.

Capital assets are capitalized on acquisition and amortized on a straight-line basis over their useful lives, which has been estimated to be as follows:

Asset	Basis
Buildings	40 years
Site improvement	10 years
Equipment	5 years
Leasehold improvements	5 years
Computer equipment	3 years

(d) Vacation pay:

The College recognizes vacation pay as an expense on the accrual basis.

THE ST. CLAIR COLLEGE OF APPLIED ARTS AND TECHNOLOGY

Notes to Consolidated Financial Statements (continued)

Year ended March 31, 2019

1. Significant accounting policies (continued):

(e) Retirement and post-employment benefits and compensated absences:

The College provides defined retirement and post-employment benefits and compensated absences to certain employee groups. These benefits include pension, health and dental, vesting sick leave and non-vesting sick leave. The College has adopted the following policies with respect to accounting for these employee benefits:

- (i) The costs of the post-employment future benefits are actuarially determined using management's best estimate of health care costs, disability recovery rates and discount rates. Adjustments to these costs arising from changes in estimates and experience gains and losses are amortized to income over the estimated average remaining service life of the employee groups on a straight line basis.
- (ii) The costs of the multi-employer defined benefit pension are the employer's contributions due to the plan in the period.
- (iii) The cost of vesting and non-vesting sick leave benefits are actuarially determined using management's best estimate of salary escalation, employees' use of entitlement and discount rates. Adjustments to these costs arising from changes in actuarial assumption and/or experience are recognized over the estimated average remaining service life of the employees.
- (iv) The discount rate used in the determination of the above-mentioned liabilities is equal to the College's internal rate of borrowing.

(f) Financial instruments:

The College classifies its financial instruments as either fair value or amortized cost. The College's accounting policy for each category is as follows:

(i) Fair value:

This category includes equity instruments quoted in an active market. The College has designated its bond portfolio and term deposits that would otherwise be classified into the amortized cost category at fair value as the College manages and reports performance of it on a fair value basis.

THE ST. CLAIR COLLEGE OF APPLIED ARTS AND TECHNOLOGY

Notes to Consolidated Financial Statements (continued)

Year ended March 31, 2019

1. Significant accounting policies (continued):

(f) Financial instruments (continued):

(i) Fair value (continued):

They are initially recognized at cost and subsequently carried at fair value. Changes in fair value on restricted assets are recognized as a deferred contribution until the criterion attached to the restrictions has been met.

Transaction costs related to financial instruments in the fair value category are expensed as incurred.

As the College has no financial instruments recognized at fair value which are not deferred, the College does not have a statement of remeasurement gains and losses.

(ii) Amortized cost:

This category includes accounts receivable, accounts payable, accrued liabilities and debt. They are initially recognized at cost and subsequently carried at amortized cost using the effective interest rate method, less any impairment losses on financial assets.

Transaction costs related to financial instruments in the amortized cost category are added to the carrying value of the instrument.

Write-downs on financial assets in the amortized cost category are recognized when the amount of a loss is known with sufficient precision, and there is no realistic prospect of recovery. Financial assets are then written down to net recoverable value with the write-down being recognized in the statement of operations.

THE ST. CLAIR COLLEGE OF APPLIED ARTS AND TECHNOLOGY

Notes to Consolidated Financial Statements (continued)

Year ended March 31, 2019

1. Significant accounting policies (continued):

(g) Management estimates:

The preparation of financial statements in conformity with PSAB for Government NPOs requires management to make estimates and assumptions that affect the reported amount of assets and liabilities, the disclosure of contingent assets and liabilities at the date of the financial statements, and the reported amounts of revenue and expenses during the period. Actual results could differ from these estimates. Areas of key estimation include determination of fair value for long-term investments, allowance for doubtful accounts, the carrying amount of capital assets and actuarial estimation of post-employment benefits and compensated absences liabilities.

DRAFT

THE ST. CLAIR COLLEGE OF APPLIED ARTS AND TECHNOLOGY

Notes to Consolidated Financial Statements (continued)

Year ended March 31, 2019

2. Financial instrument classification:

The following table provides cost and fair value information of financial instruments by category. The maximum exposure to credit risk would be the carrying value as shown below:

2019	Fair value	Amortization at cost	Total
Cash	\$ 70,871,533	\$ -	\$ 70,871,533
Accounts receivable	-	11,999,882	11,999,882
Temporary investments	40,652,949	-	40,652,949
Long-term investments	9,950,637	-	9,950,637
Accounts payable and accrued liabilities	-	12,166,394	12,166,394
Long-term debt	-	12,863,777	12,863,777
	\$121,475,119	\$ 37,030,053	\$158,505,172

2018	Fair value	Amortization at cost	Total
Cash	\$ 36,300,116	\$ -	\$ 36,300,116
Accounts receivable	-	12,309,496	12,309,496
Temporary investments	27,091,884	-	27,091,884
Long-term investments	9,501,878	-	9,501,878
Accounts payable and accrued liabilities	-	12,350,325	12,350,325
Long-term debt	-	14,588,398	14,588,398
	\$ 72,893,878	\$ 39,248,219	\$112,142,097

Temporary investments consist of highly liquid investments, including cashable guaranteed investment certificates with maturities of less than one year when purchased. Long-term investments consist of equity instruments in Canadian public companies, government of Canada bonds and term deposits. Long-term investments include \$9,950,637 (2018 - \$9,501,878) of investments externally restricted for endowment purposes (see note 14).

THE ST. CLAIR COLLEGE OF APPLIED ARTS AND TECHNOLOGY

Notes to Consolidated Financial Statements (continued)

Year ended March 31, 2019

2. Financial instrument classification (continued):

Long-term investments consist of the following:

	2019	2018
Fair value:		
Term deposits	\$ 404,830	\$ 722,603
Corporate and government bonds	5,032,795	4,721,427
Shares in public companies and mutual funds	4,513,012	4,057,848
	<u>\$ 9,950,637</u>	<u>\$ 9,501,878</u>

	2019	2018
Cost:		
Term deposits	\$ 404,830	\$ 722,603
Corporate and government bonds	4,993,004	4,681,547
Shares in public companies and mutual funds	3,704,194	3,408,365
	<u>\$ 9,102,028</u>	<u>\$ 8,812,515</u>

Maturity profile of bonds held is as follows:

2019	Within 1 year	2 to 5 years	6 to 10 years	Over 10 years	Total
Carrying value \$	316,429	\$ 2,890,590	\$ 786,258	\$ 893,619	\$ 4,886,896
Percent of total	6%	59%	16%	19%	

2018	Within 1 year	2 to 5 years	6 to 10 years	Over 10 years	Total
Carrying value \$	690,877	\$ 2,121,469	\$ 773,699	\$ 990,982	\$ 4,577,027
Percent of total	15%	46%	17%	22%	

The bond exchange traded fund with no maturity is \$145,900 (2018 - \$144,400).

THE ST. CLAIR COLLEGE OF APPLIED ARTS AND TECHNOLOGY

Notes to Consolidated Financial Statements (continued)

Year ended March 31, 2019

2. Financial instrument classification (continued):

The following table provides an analysis of financial instruments that are measured subsequent to initial recognition at fair value, grouped into Levels 1 to 3 based on the degree to which the fair value is observable:

- (a) Level 1 fair value measurements are those derived from quoted prices (unadjusted) in active markets for identical assets or liabilities using the last bid price;
- (b) Level 2 fair value measurements are those derived from inputs other than quoted prices included within Level 1 that are observable for the asset or liability, either directly (i.e. as prices) or indirectly (i.e. derived from prices); and
- (c) Level 3 fair value measurements are those derived from valuation techniques that include inputs for the asset or liability that are not based on observable market data (unobservable inputs).

2019	Level 1	Level 2	Level 3	Total
Cash	\$ 70,871,533	\$ -	\$ -	\$ 70,871,533
Temporary investments	40,652,949	-	-	40,652,949
Long-term investments	9,950,637	-	-	9,950,637
Total	\$121,475,119	\$ -	\$ -	\$121,475,119

2018	Level 1	Level 2	Level 3	Total
Cash	\$ 36,300,116	\$ -	\$ -	\$ 36,300,116
Temporary investments	27,091,884	-	-	27,091,884
Long-term investments	9,501,878	-	-	9,501,878
Total	\$ 72,893,878	\$ -	\$ -	\$ 72,893,878

There were no transfers between Level 1 and Level 2 for the years ended March 31, 2019 and 2018. There were also no transfers in or out of Level 3.

THE ST. CLAIR COLLEGE OF APPLIED ARTS AND TECHNOLOGY

Notes to Consolidated Financial Statements (continued)

Year ended March 31, 2019

3. Acquisition of Cleary International Centre:

During 2007, the College entered into an agreement with the City of Windsor to acquire the majority of the property and assets related to the operation of the Cleary International Centre. Although the agreement provided that nominal consideration of \$1 to be exchanged for the property and assets acquired, in accordance with PSAB for Government NPOs, the College has recorded the land and building at fair value. In the case of the land, its fair value of \$2,325,000 was determined based upon an appraisal completed by an independent, certified appraiser. The building has been recorded at \$37,376,400, its current replacement value as estimated by the College's independent insurance broker. In accordance with the College's policy for accounting for contributed capital contribution, the donation of the building is being deferred and amortized into revenue on a straight-line basis at a rate corresponding with the amortization rate of the College's other buildings, being 40 years. The fair value of certain other equipment acquired by the College has been recorded at a nominal amount of \$1.

Another significant feature of this agreement is capital improvement payments of \$423,250 to be paid by the city to the College on each of the closing date and the third anniversary of the closing date.

The agreement also provides the College the right to re-convey the acquired property and assets to the City of Windsor at any time on or before the twenty-fifth anniversary of the closing date of the transaction for the nominal consideration of \$1.

THE ST. CLAIR COLLEGE OF APPLIED ARTS AND TECHNOLOGY

Notes to Consolidated Financial Statements (continued)

Year ended March 31, 2019

4. Contributed land and building:

(a) 275 Victoria Avenue:

On December 10, 2009, the College entered into an agreement with the City of Windsor to acquire the land and building located at 275 Victoria Avenue. Although the agreement provided that nominal consideration of \$1 to be exchanged for the land and building acquired, in accordance with Canadian public sector accounting standards, the College has recorded the land at an agreed upon amount of \$917,500 to approximate fair value. No amount has been attributable to the building acquired.

The agreement also provides the College the right to re-convey the acquired property to the City of Windsor at any time on or before the fifteenth anniversary of the closing date of the transaction for an amount equal to the market value of the property, reduced by approximately \$61,167 per annum on each anniversary of the closing date. Upon the fifteenth anniversary of the closing date, no further amounts would be payable upon re-conveyance of the property.

(b) 3860 Lauzon Road:

On September 13, 2011, the College entered into an agreement with a private donor to acquire the land and residential building of 3860 Lauzon Road. The property was donated to the College at \$nil consideration and, in accordance with Canadian public sector accounting standards, the College has recorded land at its fair value of \$1,817,000. Fair value was determined based upon an appraisal completed by an independent, certified appraiser. The gift is subject to conditions regarding the usage of the property as a learning environment.

(c) 305 Victoria Avenue:

On February 16, 2012, the College entered into an agreement with the Toronto Dominion Bank to acquire the land and building at 305 Victoria Avenue. Although the agreement provided that nominal consideration of \$2 be exchanged for the land and building acquired, in accordance with Canadian public sector accounting standards, the College has recorded land at an agreed upon amount of \$450,000 to approximate fair value. Fair value was determined based upon an appraisal completed by an independent, certified appraiser. No amount has been attributable to the building acquired.

THE ST. CLAIR COLLEGE OF APPLIED ARTS AND TECHNOLOGY

Notes to Consolidated Financial Statements (continued)

Year ended March 31, 2019

4. Contributed land and building (continued):

(d) Wood Lot:

On August 1, 2012 the College entered into an agreement with the City of Windsor to acquire vacant lands adjacent to College property. Although the agreement provided that nominal consideration of \$1 be exchanged for the land acquired, in accordance with Canadian public sector accounting standards, the College has recorded the land at an agreed upon amount of \$140,000 to approximate fair value.

The agreement also contains a restrictive covenant in perpetuity that prohibits the sale or transfer of the land and should the property cease to be used for educational or environment conservation and promotion purposes, it will be reverted to the City of Windsor for consideration of \$1.

(e) Student Life Centre:

On May 1, 2016 the College entered into an agreement with the St. Clair Student Representative Council Incorporated ("SRC") permitting the construction of a Student Life Centre on the College's premises. The construction was primarily funded by the SRC. The agreement provided that the Student Life Centre become absolute property of the College on March 31, 2018. Although the agreement provided that no additional consideration be exchanged for the acquisition, in accordance with Canadian public sector accounting standards, the College has recorded the Student Life Centre at its final construction cost of \$3,366,432 to approximate fair value.

(f) Thames Campus Addition:

On May 1, 2016 the College entered into an agreement with the St. Clair Thames Students Inc. ("TSI") permitting the construction of an addition to the College's premises. The construction was funded by TSI. The agreement provided that the campus addition become absolute property of the College on March 31, 2018. Although the agreement provided that no additional consideration be exchanged for the acquisition, in accordance with Canadian public sector accounting standards, the College has recorded the building expansion at its final construction cost of \$1,689,875 to approximate fair value.

THE ST. CLAIR COLLEGE OF APPLIED ARTS AND TECHNOLOGY

Notes to Consolidated Financial Statements (continued)

Year ended March 31, 2019

5. Construction in progress:

Construction in progress represents costs incurred on certain building and equipment which was not available for use. Once the building and equipment is put in service, the total costs will be reclassified to capital assets and amortization will commence. As at March 31, 2019, construction in progress amounted to \$189,484 (2018 - \$2,204,561).

6. Capital assets:

2019	Cost	Accumulated amortization	Net book value
Land	\$ 7,058,485	\$ -	\$ 7,058,485
Buildings	226,858,433	70,667,243	156,191,190
Site improvement	9,957,024	7,350,025	2,606,999
Equipment	79,818,943	71,840,997	7,977,946
Computer equipment	623,140	239,490	383,650
Leasehold improvements	5,174,854	1,724,765	3,450,089
	<u>\$ 329,490,879</u>	<u>\$ 151,822,520</u>	<u>\$ 177,668,359</u>

2018	Cost	Accumulated amortization	Net book value
Land	\$ 7,058,485	\$ -	\$ 7,058,485
Buildings	216,165,599	65,661,620	150,503,979
Site improvement	9,537,005	6,725,340	2,811,665
Equipment	76,670,892	69,633,784	7,037,108
Computer equipment	426,281	65,436	360,845
Leasehold improvements	1,269,774	1,269,774	-
	<u>\$ 311,128,036</u>	<u>\$ 143,355,954</u>	<u>\$ 167,772,082</u>

Amortization expense for the year is \$8,466,568 (2018 - \$7,150,635).

THE ST. CLAIR COLLEGE OF APPLIED ARTS AND TECHNOLOGY

Notes to Consolidated Financial Statements (continued)

Year ended March 31, 2019

7. Deferred revenue:

	2019	2018
Advanced tuition fees	\$ 37,368,558	\$ 29,164,790
Unearned grants	13,482,457	7,406,288
Unearned rent	291,177	257,559
Other	640,438	566,765
	<u>\$ 51,782,630</u>	<u>\$ 37,395,402</u>

8. Long-term debt:

The College has a \$5,000,000 operating line of credit. No amount has been drawn upon this operating line of credit as at March 31, 2019 (2018 - \$nil). The other long-term debt outstanding at year-end consists of:

	2019	2018
6.63% debt, payable \$128,585 monthly including interest, due March 28, 2028	\$ 10,437,334	\$ 11,258,563
1.321% debt, payable \$562,784 semi-annually including interest, repaid during the year	-	559,092
2.147% debt, payable \$200,975 semi-annually including interest, due May 14, 2025	2,426,443	2,770,743
	<u>12,863,777</u>	<u>14,588,398</u>
Current portion of long-term debt	(1,229,094)	(1,724,622)
	<u>\$ 11,634,683</u>	<u>\$ 12,863,776</u>

THE ST. CLAIR COLLEGE OF APPLIED ARTS AND TECHNOLOGY

Notes to Consolidated Financial Statements (continued)

Year ended March 31, 2019

8. Long-term debt (continued):

The scheduled principal amounts payable within the next five years and thereafter are as follows:

2020	\$ 1,229,094
2021	1,296,657
2022	1,368,484
2023	1,444,854
2024	1,526,076
Thereafter	5,998,612
	<u>\$ 12,863,777</u>

Security on the 1.321% and 2.147% long-term debt consists of entitlement to the Minister of Finance to deduct from monies appropriated by the Ontario Legislature for payment to the College, amounts equal to any amounts that the College fails to pay under these long-term debt arrangements.

Security on the 6.63% long-term debt consists of a general assignment of the rents associated with the College's Windsor residence and a continuing interest in any and all monies deposited into an escrow account.

THE ST. CLAIR COLLEGE OF APPLIED ARTS AND TECHNOLOGY

Notes to Consolidated Financial Statements (continued)

Year ended March 31, 2019

9. Post-employment benefits and compensated absences liability:

The following tables outline the components of the College's post-employment benefits and compensated absences liabilities and the related expenses.

2019	Post-employment benefits	Non-vesting sick leave	Vesting sick leave	Total liability
Accrued employee future benefits obligations	\$ 841,000	\$ 2,692,000	\$ 407,000	\$ 3,940,000
Value of plan assets	(151,000)	-	-	(151,000)
Unamortized actuarial gains (losses)	150,000	(196,000)	27,000	(19,000)
Total liability	\$ 840,000	\$ 2,496,000	\$ 434,000	\$ 3,770,000

2018	Post-employment benefits	Non-vesting sick leave	Vesting sick leave	Total liability
Accrued employee future benefits obligations	\$ 818,000	\$ 2,654,000	\$ 486,000	\$ 3,958,000
Value of plan assets	(177,000)	-	-	(177,000)
Unamortized actuarial gains (losses)	163,000	(129,000)	36,000	70,000
Total liability	\$ 804,000	\$ 2,525,000	\$ 522,000	\$ 3,851,000

2019	Post-employment benefits	Non-vesting sick leave	Vesting sick leave	Total expense
Current year benefit cost	\$ 50,000	\$ 138,000	\$ 17,000	\$ 205,000
Interest on accrued benefit obligation	3,000	69,000	12,000	84,000
Amortized actuarial gains (losses)	(9,000)	(10,000)	1,000	(18,000)
Total expense	\$ 44,000	\$ 197,000	\$ 30,000	\$ 271,000

THE ST. CLAIR COLLEGE OF APPLIED ARTS AND TECHNOLOGY

Notes to Consolidated Financial Statements (continued)

Year ended March 31, 2019

9. Post-employment benefits and compensated absences liability (continued):

2018	Post-employment benefits	Non-vesting sick leave	Vesting sick leave	Total expense
Current year benefit cost	\$ (51,000)	\$ 144,000	\$ 17,000	\$ 110,000
Interest on accrued benefit obligation	2,000	52,000	11,000	65,000
Amortized actuarial losses	(10,000)	(2,000)	15,000	3,000
Total expense	\$ (59,000)	\$ 194,000	\$ 43,000	\$ 178,000

The above amounts exclude pension contributions to the Colleges of Applied Arts and Technology pension plan, a multi-employer plan, described below.

(a) Retirement benefits:

(i) CAAT Pension Plan:

A majority of the College's employees are members of the Colleges of Applied Arts and Technology Pension Plan (the "Plan"), which is a multi-employer jointly-sponsored defined benefit plan for eligible employees of public colleges and related employers in Ontario. The College makes contributions to the Plan equal to those of employees. Contribution rates are set by the Plan's governors to ensure the long-term viability of the Plan. Since the Plan is a multi-employer plan, the College's contributions are accounted for as if the plan were a defined contribution plan with the College's contributions being expensed in the period they come due.

Any pension surplus or deficit is a joint responsibility of the members and employers and may affect future contribution rates. The College does not recognize any share of the Plan's pension surplus or deficit as insufficient information is available to identify the College's share of the underlying pension assets and liabilities. The most recent actuarial valuation filed with pension regulators as at January 1, 2019 indicated an actuarial surplus of \$2.6 billion. The College made contributions to the Plan and its associated retirement compensation arrangement of \$7,021,241 (2018 - \$6,196,110), which has been included in the statement of operations.

THE ST. CLAIR COLLEGE OF APPLIED ARTS AND TECHNOLOGY

Notes to Consolidated Financial Statements (continued)

Year ended March 31, 2019

9. Post-employment benefits and compensated absences liability (continued):

(b) Post-Employment Benefits:

The College extends post-employment life insurance, health and dental benefits to certain employee groups subsequent to their retirement. The College recognizes these benefits as they are earned during the employees' tenure of service. The related benefit liability was determined by an actuarial valuation study commissioned by the College Employer Council.

The major actuarial assumptions employed for the valuations are as follows:

(i) Discount rate:

The present value as at March 31, 2019 of the future benefits was determined using a discount rate of 2.2% (2018 – 2.6%).

(ii) Drug costs:

Drug costs were assumed to increase at an 8% rate for 2019 (2018 – 8%) and decrease proportionately thereafter to an ultimate rate of 4.0% in 2040.

(iii) Hospital and other medical:

Hospital and other medical costs were assumed to increase at 4.0% per annum (2018 – 4.0%).

Medical premium increases were assumed to increase at 6.8% per annum in 2019 (2018 – 6.8%) and decrease proportionately thereafter to an ultimate rate of 4.0% in 2040.

(iv) Dental costs:

Dental costs were assumed to increase at 4% per annum in 2019 (2018 – 4.0%).

THE ST. CLAIR COLLEGE OF APPLIED ARTS AND TECHNOLOGY

Notes to Consolidated Financial Statements (continued)

Year ended March 31, 2019

9. Post-employment benefits and compensated absences liability (continued):

(c) Compensated absences:

(i) Vesting sick leave:

The College has provided for vesting sick leave benefits during the year. Eligible employees, after 10 years of service, are entitled to receive 50% of their accumulated sick leave credit on termination or retirement to a maximum of 6 months' salary. The program to accumulated sick leave credits ceased for employees hired after March 31, 1991. The related benefit liability was determined by an actuarial valuation study commissioned by the College Employer Council.

(ii) Non-vesting sick leave:

The College allocates to certain employee groups a specified number of days each year for use as paid absences in the event of illness or injury. These days do not vest and are available immediately. Employees are permitted to accumulate their unused allocation each year up to the allowable maximum provided in their employment agreements. Accumulated days may be used in future years to the extent that the employees' illness or injury exceeds the current year's allocation of days. Sick days are paid out at the salary in effect at the time of usage. The related benefit liability was determined by an actuarial valuation study commissioned by the College Employer Council.

The assumptions used in the valuations of vesting and non-vesting sick leave are the College's best estimates of expected rates of:

	2019	2018
Wage and salary escalation:		
Academic	2.0%	2.0%
Support	1.5%	0.5%
Discount rate	2.2%	2.6%

The probability that the employee will use more sick days than the annual accrual and the excess number of sick days used are within ranges of 0% to 23.7% and 0 to 46.1 days respectively for age groups ranging from 20 and under to 65 and over in bands of 5 years.

THE ST. CLAIR COLLEGE OF APPLIED ARTS AND TECHNOLOGY

Notes to Consolidated Financial Statements (continued)

Year ended March 31, 2019

10. Deferred contributions:

Deferred contributions represent unspent externally restricted funding that has been received and relates to a subsequent year. Changes in the contributions deferred to future periods are as follows:

	2019	2018
Balance, beginning of year	\$ 1,027,356	\$ 1,057,016
Less bursaries awarded in the year	(544,345)	(460,415)
Add: amounts received in the year	193,398	123,858
Add: unrealized gain on long-term investments	159,246	67,074
Add: investment income received in the year	346,647	239,823
Balance, end of year	\$ 1,182,302	\$ 1,027,356

Deferred contributions are comprised of:

	2019	2018
Scholarships and bursaries	\$ 1,042,302	\$ 887,356
Joint employment stability reserve	140,000	140,000
	\$ 1,182,302	\$ 1,027,356

THE ST. CLAIR COLLEGE OF APPLIED ARTS AND TECHNOLOGY

Notes to Consolidated Financial Statements (continued)

Year ended March 31, 2019

11. Deferred capital contributions:

Deferred capital contributions represent the unamortized amount and unspent amount of donations and grants received for the purchase of capital assets. The amortization of capital contributions is recorded as revenue in the statement of operations. The changes in the deferred capital contributions balances are as follows:

	2019	2018
Balance, beginning of year	\$119,870,561	\$ 116,088,697
Less: amortization of deferred capital contributions	(5,255,421)	(4,648,650)
Add: contributions received for capital purposes	10,233,704	8,430,514
Balance, end of year	\$124,848,844	\$ 119,870,561

As at March 31, 2019 there were \$581,070 (2018 - \$55,905) of deferred capital contributions received which were not spent.

12. Deferred capital contributions relating to construction in progress:

Deferred capital contributions relating to construction in progress represents the amount of grants and other restricted funding received primarily for construction of equipment in progress.

	2019	2018
Balance, beginning of year	\$ 1,250,000	\$ 234,710
Less: amounts transferred to assets in the year	(1,250,000)	(234,710)
Add: contributions received for capital purposes	42,716	1,250,000
Balance, end of year	\$ 42,716	\$ 1,250,000

THE ST. CLAIR COLLEGE OF APPLIED ARTS AND TECHNOLOGY

Notes to Consolidated Financial Statements (continued)

Year ended March 31, 2019

13. Investment in capital assets:

(a) Investment in capital assets represents the following:

	2019	2018
Capital assets	\$177,668,359	\$ 167,772,082
Construction in progress	189,484	2,204,561
Less amounts financed by:		
Long-term debt (note 8)	(12,863,777)	(14,588,398)
Deferred capital contributions (note 11)	(124,848,844)	(119,870,561)
Deferred capital contributions – construction (note 12)	(42,716)	(1,250,000)
Balance, end of year	\$ 40,102,506	\$ 34,267,684

(b) Change in net assets invested in capital assets is calculated as follows:

	2019	2018
Deficiency of revenues over expenditures:		
Amortization of deferred capital contributions related to capital assets	\$ 5,255,421	\$ 4,648,650
Amortization of capital assets	(8,466,568)	(7,150,635)
Gain on disposal of capital assets	-	5,058
	\$ (3,211,147)	\$ (2,496,927)
Net change in investment in capital assets:		
Purchase and contribution of capital assets and transfers from construction in progress	\$ 16,347,768	\$ 17,142,334
Amounts funded by deferred capital contributions	(10,233,704)	(8,430,514)
Amounts funded by deferred capital contributions – CIP	1,207,284	(1,015,290)
Proceeds on disposal of capital assets, net of expenses	-	(5,058)
Repayment of long-term debt	1,724,621	2,212,917
	\$ 9,045,969	\$ 9,904,389

THE ST. CLAIR COLLEGE OF APPLIED ARTS AND TECHNOLOGY

Notes to Consolidated Financial Statements (continued)

Year ended March 31, 2019

14. Externally restricted net assets:

Externally restricted net assets include restricted donations received by the College where the endowment principal is required to be maintained intact. The investment income generated from these endowments must be used in accordance with the various purposes established by donors. The College ensures, as part of its fiduciary responsibilities, that all funds received with a restricted purpose are expended for the purpose for which they were provided.

Investment income on externally restricted endowments that was disbursed during the year has been recorded in the statement of operations since this income is available for disbursement as scholarships and bursaries and the donors' conditions have been met. The unspent portion of investment income is recorded in deferred contributions. Investment income on endowed assets recognized and deferred was \$333,879 and \$220,166 respectively (2018 - \$320,444 and \$207,398).

Externally restricted endowment funds include grants provided by the Government of Ontario from the Ontario Student Opportunity Trust Fund. Under this program, the government matched funds raised by the College. The purpose of the program is to assist academically qualified individuals who, for financial reasons, would not otherwise be able to attend College. The programs were discontinued in 2012.

15. Commitments:

The College is committed to estimated minimum annual payments under operating lease agreements over the next five years and thereafter as follows:

2020	\$ 3,833,742
2021	3,065,030
2022	1,953,019
2023	1,261,009
2024	620,709
Thereafter	29,021

THE ST. CLAIR COLLEGE OF APPLIED ARTS AND TECHNOLOGY

Notes to Consolidated Financial Statements (continued)

Year ended March 31, 2019

16. Contingent liabilities:

The College has been named as defendant or co-defendant in several actions for damages. The outcome and the amount of the losses, if any, are not determinable at this time and accordingly, no provision for losses has been made in these financial statements. The amount will be accounted for in the period when and if such losses are determined.

17. Financial instrument risk management:

(a) Credit risk:

Credit risk is the risk of financial loss to the College if a debtor fails to make payments of interest and principal when due. The College is exposed to the risk relating to its cash, debt holdings in its investment portfolio, and accounts receivable. The College holds its cash accounts with federally regulated chartered banks and a provincially regulated credit union which are protected by the Canadian Deposit Insurance Corporation and Deposit Insurance Corporation of Ontario respectively. In the event of default, the College's cash accounts and term deposits are insured up to \$100,000 (2018 - \$100,000). In addition, equity investments are held with an investment firm that is protected by the Canadian Investor Protection Fund ("CIPF"). In the event of CIPF member default, the equity investments are insured up to \$1,000,000 (2018 - \$1,000,000).

The investment policy set issuer type limits on the bond portfolio and operates in accordance with the Ontario Financial Administration Act by placing composition limit on the bond portfolio. All fixed income portfolios are measured for performance on a monthly basis and monitored by management on a monthly basis. The policy limits the funds to be invested in bonds of a single issuer to a maximum of 10% of the market value of the bond portfolio, except for bonds issued by the Government of Canada and Canadian province.

The maximum exposure to investment credit risk is outline in note 2.

Accounts receivable are primarily due from the Province of Ontario. As a result, the College's exposure to credit risk is limited.

THE ST. CLAIR COLLEGE OF APPLIED ARTS AND TECHNOLOGY

Notes to Consolidated Financial Statements (continued)

Year ended March 31, 2019

17. Financial instrument risk management (continued):

(a) Credit risk (continued):

The College measures its exposure to credit risk based on how long the amounts have been outstanding. An impairment allowance is set up based on the College's historical experience regarding collections. The amounts outstanding at year end were as follows:

	Total	Current	Past due			
			1 - 30 days	31 - 60 days	61 - 90 days	91 - 120 days
Government receivables	\$ 5,094,216	\$ 5,094,216	\$ -	\$ -	\$ -	\$ -
Student receivables	5,630,076	2,123	1,019	23	7,338	5,619,571
Other receivables	1,836,122	1,256,646	9,447	345,624	26,010	198,396
Gross receivables	12,560,414	6,352,985	10,466	345,647	33,348	5,817,967
Less: impairment allowance	(560,532)	-	-	-	-	(560,532)
Net receivables	\$ 11,999,882	\$ 6,352,985	\$ 10,466	\$ 345,647	\$ 33,348	\$ 5,257,435

The amount of other receivables aged greater than 90 days relates to banquet and general receivables for College services and accrued interest from the Foundation's investment portfolio and scholarship donations. Student receivables not impaired are collectible based on the College's assessment and past experience regarding collection rates.

There have been no significant changes from the previous year in the exposure to risk or policies, procedures and methods used to measure the risk.

THE ST. CLAIR COLLEGE OF APPLIED ARTS AND TECHNOLOGY

Notes to Consolidated Financial Statements (continued)

Year ended March 31, 2019

17. Financial instrument risk management (continued):

(b) Market risk:

Market risk is the risk that the fair value or future cash flows of a financial instrument will fluctuate as a result of market factors. Market factors include three types of risk: currency risk, interest rate risk and equity risk.

The investment policy operates within the constraints of the Foundation Investment Committee, management and an investment manager. Diversification techniques are utilized to minimize risk. The Policy limits the investment in any single issuer to a maximum of 10% of market value of the bond or equity portfolio. An exception exists for bonds issued by the Government of Canada and Canadian province.

There have been no significant changes from the previous year in the exposure to risk or policies, procedures and methods used to measure the risk.

(c) Currency risk:

Currency risk relates to the College operating in different currencies and converting non-Canadian earnings at different points in time at different foreign levels when adverse changes in foreign currency rates occur. The College is exposed to this risk through its equity holdings within its investment portfolio.

The investment policy limits the range of exposure to non-Canadian currencies to 10% to 20% of the total investment portfolio.

At March 31, 2019, a 1% fluctuation in foreign exchange rates, with all other variables held constant, would have an estimated impact on the fair values of the College's non-Canadian equity holdings of \$26,895 (2018 - \$24,776).

There have been no significant changes from the previous year in the exposure to risk or policies, procedures and methods used to measure the risk.

THE ST. CLAIR COLLEGE OF APPLIED ARTS AND TECHNOLOGY

Notes to Consolidated Financial Statements (continued)

Year ended March 31, 2019

17. Financial instrument risk management (continued):

(d) Interest rate risk:

Interest rate risk is the potential for financial loss caused by fluctuations in fair value or future cash flows of financial instruments because of changes in market interest rates.

The College is exposed to this risk through its interest bearing investments and bank loans.

The College mitigates interest rate risk on its bank loans through fixed rates (see note 8). Therefore, fluctuations in market interest rates would not impact future cash flows and operations relating to the bank loans.

The College's bond portfolio has interest rates ranging from 1.9% to 9% (2018 – 1.5% to 9%) with maturities ranging from April 9, 2019 to May 18, 2077 (2018 – June 1, 2018 to May 18, 2077).

At March 31, 2019, a 1% fluctuation in interest rates, with all other variables held constant, would have an estimated impact on the fair value of bonds of \$277,583 loss and \$277,583 gain respectively (2018 - \$255,886 loss and \$255,886 gain). The College's bank loans as described in note 8 would not be impacted as the rate of the loans is fixed.

There have been no significant changes from the previous year in the exposure to risk or policies, procedures and methods used to measure the risk.

(e) Equity risk:

Equity risk is the uncertainty associated with the valuation of assets arising from changes in equity markets. The College is exposed to this risk through its equity holdings within its investment portfolio. At March 31, 2019, a 10% movement in the stock markets with all other variables held constant would have an estimated effect on the fair values of the College's equities of \$180,287 (2018 - \$396,093).

There have been no significant changes from the previous year in the exposure to risk or policies, procedures and methods used to measure the risk.

THE ST. CLAIR COLLEGE OF APPLIED ARTS AND TECHNOLOGY

Notes to Consolidated Financial Statements (continued)

Year ended March 31, 2019

17. Financial instrument risk management (continued):

(f) Liquidity risk:

Liquidity risk is the risk that the College will not be able to meet all cash outflow obligations as they come due. The College mitigates this risk by monitoring cash activities and expected outflows through extensive budgeting and maintaining investments that may be converted to cash in the near-term if unexpected cash outflows arise. The following table sets out the contractual maturities (representing undiscounted contractual cash-flows of financial liabilities):

2019	Within 6 months	6 months to 1 year	1 – 5 years	> 5 years
Accounts payable	\$ 12,166,393	\$ -	\$ -	\$ -
Long-term debt	606,357	622,738	5,636,070	5,998,612
	\$ 12,772,750	\$ 622,738	\$ 5,636,070	\$ 5,998,612

There have been no significant changes from the previous year in the exposure to risk or policies, procedures and methods used to measure the risk.

18. St. Clair College Foundation:

The St. Clair College Foundation (the "Foundation") was established to raise funds for the use of the College. The Foundation is a registered charity and is classified as a public Foundation under the Income Tax Act and, as such, is exempt from tax. Resources of the Foundation are for the benefit of the College and are to be used for purposes agreed upon by the College and the Foundation. During the year, an amount of \$210,466 (2018 - \$139,971), including \$nil of in-kind donations (2018 - \$nil) was received from the Foundation.

The College administers the receipt and disbursement of funds on behalf of the St. Clair College Foundation at no charge.

19. Comparative figures:

Certain prior year figures have been reclassified to conform with the current year's presentation.



ST. CLAIR
COLLEGE

TO: THE BOARD OF GOVERNORS

FROM: PATRICIA FRANCE, PRESIDENT

DATE: JUNE 25, 2019

**RE: FINANCIAL MONITORING REPORT
FINANCIAL RESULTS FOR THE FISCAL YEAR ENDED
MARCH 31, 2019**

**SECTOR: FINANCE
MARC JONES, VICE PRESIDENT & CHIEF FINANCIAL OFFICER**

AIM:

To provide the Board with a report on the financial results for the fiscal year ended March 31, 2019.

BACKGROUND:

It is the practice of St. Clair College to review its expenditure and revenue patterns to ensure that the financial plan is being achieved. To this end, College Administration communicated to the Board of Governors that regular financial reports would be provided.

RECOMMENDATION:

IT IS RECOMMENDED THAT the Board of Governors receive the Financial Monitoring Report for the Fiscal Year Ended March 31, 2019 as information.

SUMMARY OF REVENUES AND EXPENDITURES (Schedule 1)

The record breaking net surplus at March 31, 2019 of \$40,237,770 is a significant increase of \$29,684,364 (14.8% of total revenue) from the net surplus budget of \$10,553,406. The variance is due to a number of factors including the following:

- Increase in revenues of \$2,520,881 for total MTCU operating grants.
- Increase in revenues of \$8,272,173 for total tuition.
- Increase in revenues \$3,699,979 for other income (see page 3).
- Decrease in expenditures of \$7,432,245 related to salaries and benefits.
- Decrease in non-salary expenditures of \$6,970,393 (see page 3).
- Increase in ancillary surplus of \$1,084,206.

REVENUE (Schedule 2)

The following highlights the major changes in revenue compared to the fiscal year budget projection:

- MTCU Operating Grants are higher than budget at \$2,520,881 or 5.4% due to an increase in 'Other MTCU' funding of \$2,463,989. This increase is a result of the following:
 - Increase in unconfirmed funding allocations for the 2018-19 fiscal year.
 - Decrease in the International Student Recovery program.
- Overall, Contract Income was consistent with the budget projection.
- Total Tuition revenue is higher than budget at \$8,272,173 or 9.6% due to the following:
 - Increase in international post-secondary tuition revenue of \$6,901,688 due to actual enrolment exceeding budget, and student withdrawals and dismissals being lower than projected.
 - Increase in domestic post-secondary tuition revenue of \$1,620,836 due to student withdrawals and dismissals being lower than projected.

- Total 'Other' income is higher than budget at \$3,699,979 or 14.3%. When fiscal year-end accounting adjustments related to the Foundation (\$544,345), Bursaries and Scholarships (\$303,734) and Capital Support Grants (\$152,954) are removed, the resulting 'Other' income is higher than budget at \$2,698,946 or 10.4% due to the following:
 - Increase in International Project revenue of \$1,091,522 due to higher application and administrative fees from increased international enrolment.
 - Increase in International Insurance revenue of \$505,706 due to increased international enrolment.
 - Increase in investment income of \$393,794 due to excess cash being invested.
 - Increase in revenue of \$396,587 from Research & Development grant funding.

EXPENDITURES (Schedule 3)

The following highlights the major changes in expenditures compared to the fiscal year budget projection:

- Total Salaries & Benefits are lower than budget at \$7,432,245 or 7.9% due to the following:
 - Decrease in Full-Time Faculty and Support due to unplanned retirements, delayed hiring, and lower overtime.
 - Decrease in Part-Time Faculty due to increased section sizes, actual teaching hours lower than budget, and actual hourly rates being under budget.
 - Decrease in Fringe Benefits of \$1,772,185 as a result of the overall lower Salaries & Benefits costs.
- Total Non-Salary expenditures are higher than budget at \$6,970,393 or 10%. When fiscal year-end accounting adjustments related to the Foundation (\$544,345), Bursaries and Scholarships (\$302,737), and Capital Support Grants (\$152,954) are removed, the resulting Non-Salary expenditure is higher than budget at \$5,970,357 or 8.6% due to the following:
 - Decrease in Contracted Services Other due to agent commissions.
 - Decrease in Insurance expense due to health and dental benefits for international students.

- Decrease in 'Other' expenses due to bad debt expense related to student receivables.
- Decrease in Utilities due to energy conservation improvements made to facilities.
- Decrease in discretionary spending across contracted educational services, equipment repairs and maintenance, instructional supplies, janitorial supplies, office supplies, and travel.

This conservative approach to expenditure management allowed Administration to be flexible and adjust resources where required.

ANCILLARY OPERATIONS (Schedule 4)

- Total Ancillary operations surplus is higher than budget at \$1,084,206 or 95.7% due to the following:
 - Increase in Parking Lot surplus of \$398,914 due to increased parking fees and a change in permit sales from annual parking to per semester parking.
 - Increase in Residence surplus of \$475,644 due to lower operating expenses and increased capacity over the summer months.
 - Increase in St. Clair College Centre for the Arts surplus of \$251,460 due to higher banquet revenue.

SCHEDULE 1

ST. CLAIR COLLEGE
 SUMMARY OF REVENUES AND EXPENDITURES
 FOR THE FISCAL YEAR ENDED MARCH 31, 2019

	A MTCU BUDGET <u>(12 months)</u>	B ACTUAL <u>(12 months)</u>	B - A VARIANCE <u>(12 months)</u>
<u>REVENUE</u>			
Operating Grants	46,599,278	49,120,159	2,520,881
Contract Income	13,447,513	13,152,000	(295,513)
Tuition	86,587,470	94,859,643	8,272,173
Other	25,850,222	29,550,201	3,699,979
Total Operating Revenue	172,484,483	186,682,003	14,197,520
Total Ancillary Revenue	10,298,937	11,581,523	1,282,586
TOTAL REVENUE	182,783,420	198,263,526	15,480,106
<u>EXPENDITURES</u>			
Salary and Benefits	93,713,703	86,281,458	(7,432,245)
Non Salary	69,350,420	62,380,027	(6,970,393)
Ancillary	9,165,891	9,364,271	198,380
TOTAL EXPENDITURES	172,230,014	158,025,756	(14,204,258)
Total Net Surplus (Deficit)	\$10,553,406	\$40,237,770	\$29,684,364

SCHEDULE 2

ST. CLAIR COLLEGE
REVENUES
FOR THE FISCAL YEAR ENDED MARCH 31, 2019

	A	B	B - A
	MTCU		
	BUDGET	ACTUAL	VARIANCE
	<u>(12 months)</u>	<u>(12 months)</u>	<u>(12 months)</u>
<u>REVENUE</u>			
Enrollment Based Envelope: See note 1	43,536,584	43,593,476	56,892
Differentiation Envelope: See note 2	2,215,621	2,215,621	-
Other MTCU Grants and Recoveries: See note 3	847,073	3,311,062	2,463,989
<i>Total MTCU Operating Grants</i>	46,599,278	49,120,159	2,520,881
Apprenticeship	3,374,004	3,549,050	175,046
Canada Ontario Jobs Grant	662,235	706,456	44,221
Employment Ontario	3,560,337	3,496,823	(63,514)
Youth Job Connection	1,447,132	1,045,983	(401,149)
Literacy & Basic Skills	1,401,620	1,228,567	(173,053)
School College Work Initiative	1,956,291	1,887,777	(68,514)
Second Career	540,000	477,374	(62,626)
Other: See note 4	505,894	759,970	254,076
<i>Total Contract Income</i>	13,447,513	13,152,000	(295,513)
Post Secondary - Domestic	26,500,000	28,120,836	1,620,836
Post Secondary - International	57,609,470	64,511,158	6,901,688
Continuing Education	2,338,000	2,007,462	(330,538)
Tuition Short	140,000	220,187	80,187
<i>Total Tuition</i>	86,587,470	94,859,643	8,272,173
Investment Income	1,800,000	2,193,794	393,794
Contract Training	528,440	550,726	22,286
International Projects	2,215,697	3,307,219	1,091,522
Acumen	7,000,000	6,576,046	(423,954)
Other: See note 5	962,674	2,168,483	1,205,809
Technology Access Fee	1,000,000	871,483	(128,517)
Divisional Income	7,233,852	8,474,075	1,240,223
Amortization DCC & Capital Support Grants	5,109,559	5,408,375	298,816
<i>Total Other</i>	25,850,222	29,550,201	3,699,979
Total Revenue Before Ancillary	172,484,483	186,682,003	14,197,520
Ancillary Revenue (Schedule 4)	10,298,937	11,581,523	1,282,586
Total Revenues	\$182,783,420	\$198,263,526	\$15,480,106

SCHEDULE 3

ST. CLAIR COLLEGE
EXPENDITURES
FOR THE FISCAL YEAR ENDED MARCH 31, 2019

	A MTCU BUDGET <u>(12 months)</u>	B ACTUAL <u>(12 months)</u>	B - A VARIANCE <u>(12 months)</u>
<u>SALARY & BENEFITS</u>			
Administrative : Full-time	6,339,754	6,263,089	(76,665)
Administrative : Part-time	1,467,214	1,326,945	(140,269)
Faculty Full-time	31,116,737	29,737,088	(1,379,649)
Faculty : Part-time	17,228,596	14,228,052	(3,000,544)
Support Staff : Full-time	15,375,046	14,521,515	(853,531)
Support Staff : Part-time	5,164,953	4,955,551	(209,402)
Fringe Benefits	17,021,403	15,249,218	(1,772,185)
Total Salary & Benefits	93,713,703	86,281,458	(7,432,245)
<u>NON-SALARY EXPENSE</u>			
Advertising & Promotion	2,390,423	2,607,555	217,132
Contracted Cleaning Services	2,772,488	2,837,028	64,540
Contracted Educational Services	1,608,510	1,149,080	(459,430)
Contracted Services Other	16,877,304	14,383,158	(2,494,146)
Equipment Maintenance & Repairs	2,925,648	2,149,958	(775,690)
Equipment Rentals	2,618,547	2,525,181	(93,366)
Instructional Supplies	4,904,328	4,422,114	(482,214)
Insurance	3,434,000	3,082,578	(351,422)
Janitorial & Maintenance Supplies	686,149	531,277	(154,872)
Memberships & Dues	599,337	529,936	(69,401)
Municipal Taxes	693,711	704,669	10,958
Office Supplies	776,798	673,811	(102,987)
Premise Rental	1,482,175	1,277,322	(204,853)
Professional Development	555,056	450,670	(104,386)
Security Services	1,815,100	1,778,538	(36,562)
Stipends & Allowances	2,108,350	2,146,202	37,852
Student Assistance 30% Tuition	1,882,250	2,000,853	118,603
Travel	1,298,882	1,032,820	(266,062)
Utilities	5,244,727	4,376,030	(868,697)
Other: See note 6	5,976,637	5,101,725	(874,912)
Amortization & Capital Support Grants	8,700,000	8,619,522	(80,478)
Total Non Salary Expense	69,350,420	62,380,027	(6,970,393)
Total Operating Expenses	163,064,123	148,661,485	(14,402,638)
Ancillary Expenses (Schedule 4)	9,165,891	9,364,271	198,380
Total Expenditures	\$172,230,014	\$158,025,756	(\$14,204,258)

SCHEDULE 4

ST. CLAIR COLLEGE
 ANCILLARY
 FOR THE FISCAL YEAR ENDED MARCH 31, 2019

	A	B	B - A
	MTCU		
	BUDGET	ACTUAL	VARIANCE
	<u>(12 months)</u>	<u>(12 months)</u>	<u>(12 months)</u>
<u>Revenue</u>			
Beverage Supplier	50,000	69,347	19,347
Bookstore - Windsor & Chatham	300,000	323,967	23,967
Cafeteria - South Campus	30,000	41,791	11,791
IRCDSS Special Events	125,000	120,934	(4,066)
Lockers Administration	54,200	50,310	(3,890)
Parking Lots	1,608,150	1,858,053	249,903
Residence - Windsor & Chatham	2,755,149	3,051,868	296,719
Saints Store	47,000	45,214	(1,786)
Green Giants	145,000	184,863	39,863
St Clair College Centre for the Arts	4,019,438	4,481,658	462,220
Sky Volleyball	40,000	110,540	70,540
Varsity Sports - Windsor	825,000	921,969	96,969
Woodland Hills Golf Course	300,000	321,009	21,009
	<u>10,298,937</u>	<u>11,581,523</u>	<u>1,282,586</u>
<u>Expenditures</u>			
Bookstore - Windsor & Chatham	-	214	214
Cafeteria - South Campus	-	122,680	122,680
IRCDSS Special Events	95,000	73,468	(21,532)
Parking Lots	1,143,185	994,174	(149,011)
Residence - Windsor & Chatham	2,447,416	2,268,491	(178,925)
Saints Store	35,000	28,595	(6,405)
Green Giants	145,000	177,435	32,435
St Clair College Centre for the Arts	3,892,533	4,103,293	210,760
Sky Volleyball	40,000	108,141	68,141
Varsity Sports - Windsor	1,067,757	1,165,539	97,782
Woodland Hills Golf Course	300,000	322,241	22,241
	<u>9,165,891</u>	<u>9,364,271</u>	<u>198,380</u>
Total Net Surplus	<u>\$1,133,046</u>	<u>\$2,217,252</u>	<u>\$1,084,206</u>

**ST. CLAIR COLLEGE
ANCILLARY OPERATIONS: SURPLUS / (DEFICIT)
FOR THE FISCAL YEAR ENDED MARCH 31, 2019**

SCHEDULE 4B

	A MTCU BUDGET \$	B ACTUAL \$
Beverage Supplier: Revenue	50,000	69,347
Bookstore - Windsor & Chatham: Revenue	300,000	323,967
Bookstore - Windsor & Chatham: Expenditures	-	214
	300,000	323,753
Cafeteria - South Campus: Revenue	30,000	41,791
Cafeteria - South Campus: Expenditures	-	122,680
	30,000	(80,889)
Lockers Administration: Revenue	54,200	50,310
IRCDSS Special Events: Revenue	125,000	120,934
IRCDSS Special Events: Expenditures	95,000	73,468
	30,000	47,466
Parking Lots: Revenue	1,608,150	1,858,053
Parking Lots: Expenditures	1,143,185	994,174
	464,965	863,879
Residence - Windsor & Chatham: Revenue	2,755,149	3,051,868
Residence - Windsor & Chatham: Expenditures	2,447,416	2,268,491
	307,733	783,377
Saints Store: Revenue	47,000	45,214
Saints Store: Expenditures	35,000	28,595
	12,000	16,619
Green Giants: Revenues	145,000	184,863
Green Giants: Expenditures	145,000	177,435
	-	7,428
St. Clair College Centre for the Arts: Revenue	4,019,438	4,481,658
St. Clair College Centre for the Arts: Expenditures	3,892,533	4,103,293
	126,905	378,365
Sky Volleyball: Revenue	40,000	110,540
Sky Volleyball: Expenditures	40,000	108,141
	-	2,399
Varsity Sports - Windsor: Revenue	825,000	921,969
Varsity Sports - Windsor: Expenditures	1,067,757	1,165,539
	(242,757)	(243,570)
Woodland Hills Golf Course: Revenue	300,000	321,009
Woodland Hills Golf Course: Expenditures	300,000	322,241
	-	(1,232)
Total Revenue	10,298,937	11,581,523
Total Expenditures	9,165,891	9,364,271
Surplus	1,133,046	2,217,252

Notes: Revenues & Expenditures

Note 1 **REVENUE: Enrollment Based Envelope**
Operating Grant - Base Funding
Clinical Education

Note 2 **REVENUE: Differentiation Envelope**
GPOG Holdback
Performance Funding (KPI)

Note 3 **REVENUE: Other MTCU Grants**
Accessibility Funding for Disabled Students
Collaborative Nursing
Credit Transfer Agreement
International Student Recovery
Interpreter
Municipal Taxes
Mental Health Worker and Services
One-Time Funding
Support Programs and Students

Note 4 **REVENUE: Other**
Aboriginal Counselor
Career Ready Fund
Experience Ontario
Reporting Entities
Summer Experience
Women Campus Safety
WSIB
Youth Job Link

Note 5 **REVENUE: Other**
Admin Fees
Apprenticeship Classroom Fees
CT In-service Teacher Training
Graduation Fees
Miscellaneous Income
Termination Gratuity Fees
Unrestricted Donations
Foundation
Bursaries and Scholarships

Notes: Revenues & Expenditures (continued)

Note 6 EXPENDITURES: Other

- Audit Fees
- Bad Debt Expense
- Bank Charges
- Building Repairs & Maintenance
- Capital Non-Depreciable
- College Compensation & Appointments Council
- Field Studies
- Food Service
- Grounds Maintenance
- Learning Resource Material
- Long-Term Debt Interest
- Postage
- Professional Fees
- Staff Employment
- Student Scholarships: International & Athletics
- Telephone
- Vehicle Expenses
- Foundation
- Bursaries and Scholarships

Financial Sustainability Metrics

<u>Metric</u>	<u>Benchmark</u>	<u>3/31/2019</u>	<u>3/31/2018</u>	<u>3/31/2017</u>	<u>3/31/2016</u>	<u>3/31/2015</u>	<u>3/31/2014</u>
Annual Surplus / Deficit	greater than \$0	\$40,237,770	\$13,305,511	\$ 7,877,057	\$ 1,048,214	\$ (2,631,656)	\$ 2,615,324
Accumulated Surplus / Deficit	greater than \$0	\$92,289,248	\$52,051,478	\$38,745,967	\$30,868,910	\$30,320,696	\$32,952,352
Quick Ratio	greater than 1	6.49	3.92	2.61	1.77	1.55	1.69
Debt to Asset Ratio	less than 35%	11.46%	14.72%	17.25%	19.84%	17.11%	18.12%
Debt Servicing Ratio	less than 3%	0.90%	1.59%	1.69%	1.15%	0.50%	1.88%
Net Assets to Expense Ratio	greater than 60%	137.43%	132.54%	124.34%	113.45%	116.04%	129.87%
Net Income to Revenue Ratio	greater than 1.5%	20.30%	9.24%	5.94%	0.81%	-2.11%	2.16%

Number of Flags	0	0	0	1	2	0
------------------------	----------	----------	----------	----------	----------	----------



ST. CLAIR
COLLEGE

TO: THE BOARD OF GOVERNORS

FROM: PATRICIA FRANCE, PRESIDENT

DATE: JUNE 25, 2019

**RE: BUSINESS PLAN ACCRUAL BUDGET TEMPLATE
(MTCU FORMAT)**

**SECTOR: FINANCE
MARC JONES, VICE PRESIDENT & CHIEF FINANCIAL OFFICER**

AIM:

To provide the Board with a “Business Plan Accrual Budget Template – Ministry of Training, Colleges and Universities Format” (Pro-Forma Financial Statements) for the period ending March 31, 2020.

RECOMMENDATION:

IT IS RECOMMENDED THAT the Board of Governors approve the Business Plan Accrual Budget Template (MTCU Format).

BUSINESS PLAN ACCRUAL BUDGET TEMPLATE (MTCU FORMAT)

EXECUTIVE SUMMARY

The intent is to provide the readers of the submission with an indication of our projected financial position as at March 31, 2020 based on information known to the College as at June 25, 2019.

Provided in 'Appendix A' is the following:

- Statement of Operations
- Statement of Financial Position

STATEMENT OF OPERATIONS
St. Clair College of Applied Arts and Technology

	25-Jun-19	31-Mar-19
	Budget	Actual
	2019-20	2018-19
4 Revenue	188,199,000	198,263,526
41 Grant Revenue	59,834,000	67,653,073
411 <i>Grant Revenue</i>	54,519,000	62,272,159
414 <i>Amortization of Deferred Capital</i>	5,315,000	5,380,914
43 Tuition Fees	98,417,000	94,559,264
431 <i>Tuition Fee - Regulated</i>	24,440,000	29,409,726
432 <i>Tuition Fee - Unfunded</i>	73,977,000	65,149,538
44 Other Student Fees	420,000	1,588,113
45 Contractual and other fee-for-	8,750,000	10,003,388
46 Ancillary Revenue	10,339,000	11,581,523
49 Other Revenue	10,439,000	12,878,165
5 Expenses	177,066,000	158,025,756
51 Salaries & Wages	78,745,000	70,031,890
511 <i>Salaries - Full Time & Partial Load</i>	33,364,000	31,082,556
512 <i>Salaries - Part Time & Sessional</i>	15,054,000	12,865,416
513 <i>Salaries - Support Staff</i>	22,140,000	18,493,885
514 <i>Salaries - Administrative Staff</i>	8,187,000	7,590,033
52 Employee Benefits	17,422,000	15,152,800
521 <i>Benefits - Full Time & Partial Load</i>	4,057,050	2,914,693
522 <i>Benefits - Part Time & Sessional</i>	1,742,628	1,613,872
523 <i>Benefits - Support Staff</i>	2,569,325	2,316,075
524 <i>Benefits - Administrative Staff</i>	1,001,242	673,900
525 <i>Pension Plans</i>	7,795,755	7,021,241
526 <i>Postemployment Benefits & Compensated Absences</i>	256,000	613,019
53 Transportation & Communication	1,963,200	1,676,580
54 Services	41,071,700	36,521,737
541 <i>Services</i>	24,093,000	21,780,244
542 <i>Utilities & Maintenance</i>	12,447,700	10,938,989
543 <i>Rental Expenditures</i>	4,531,000	3,802,504
55 Supplies & Minor Equipment	6,121,000	5,741,292
56 Ancillary Services - Expenditures	9,652,000	9,238,535
57 Amortization Expense	10,397,000	8,466,568
59 Other Expenditures	11,694,100	11,196,354
591 <i>Interest & Insurance Expenses</i>	5,483,200	3,161,756
599 <i>Other Expenses</i>	6,210,900	8,034,598
SURPLUS/(DEFICIT)	11,133,000	40,237,770

STATEMENT OF FINANCIAL POSITION

St. Clair College of Applied Arts and Technology

	25-Jun-19	31-Mar-19
	Budget	Actual
	2019-20	2018-19
1 Assets	341,329,566	314,138,334
11 Cash and Cash Equivalents	121,324,101	111,524,482
12 Accounts Receivable	12,263,473	11,999,881
14 Other Current Assets	2,805,490	2,805,490
15 CIP	10,077,277	189,488
16 Tangible Capital Assets	347,128,110	329,490,878
161 Land	7,058,485	7,058,485
162 Site Improvements	15,580,025	9,957,025
163 Building	232,139,502	226,858,432
164 Furniture and Equipment	87,175,244	80,442,082
165 IT	-	-
169 Other TCA	5,174,854	5,174,854
17 Tangible Capital Asset Accumulated Amortization	(162,219,523)	(151,822,523)
172 AA Site Improvements	(7,976,280)	(7,350,026)
173 AA Building	(76,399,366)	(70,667,243)
174 AA Furniture and Equipment	(75,338,096)	(72,080,489)
179 AA Other TCA	(2,505,781)	(1,724,765)
18 Long Term Receivable	-	-
19 Investments and Other Long term Assets	9,950,638	9,950,638

	25-Jun-19	31-Mar-19
	Budget	Actual
	2019-20	2018-19
2 Liabilities	228,790,399	212,732,167
21 Bank Indebtedness	-	-
22 Accounts Payable and Accrued Liabilities	19,538,554	19,470,991
221 <i>Accounts Payable and Accrued Liabilities</i>	18,222,397	18,222,397
222 <i>Accrued Interest</i>	19,500	19,500
223 <i>Current Portion of Long term liabilities</i>	1,296,657	1,229,094
23 Deferred Revenue	52,018,630	51,782,630
231 <i>Deferred Revenue</i>	14,650,073	14,414,073
232 <i>Deferred Tuition Revenue</i>	37,368,557	37,368,557
24 Restricted Contribution	1,182,303	1,182,303
25 Deferred Capital Contributions	120,713,792	124,891,560
26 Capital Lease	-	-
27 Debt	31,567,120	11,634,683
29 Other Long Term Liabilities	3,770,000	3,770,000
3 Net Assets	112,539,167	101,406,167
31 Unrestricted Net Assets	50,901,742	51,186,742
32 Internally Restricted Net Assets	1,000,000	1,000,000
33 Investment in Capital Assets	51,520,506	40,102,506
36 Restricted Contributions	-	-
37 Endowments	9,116,919	9,116,919
38 Accumulated Re-measurement Gain & Losses	-	-
Assets - Liabilities - Net Assets	-	-



ST. CLAIR

C O L L E G E

TO: BOARD OF GOVERNORS

FROM: PATRICIA FRANCE, PRESIDENT

DATE: June 25, 2019

RE: REVIEW OF BY-LAW 5, BY-LAW 8 AND THE ELECTION PROCEDURES OF INTERNAL BOARD MEMBERS

SECTOR: PATRICIA FRANCE, PRESIDENT

AIM:

To provide the Board of Governors with a recommendation to amend By-law 5 – Governance, By-law 8 – Vacancies and the Election Procedures Internal Board Members.

BACKGROUND:

Upon review of the above By-laws and election procedures by the Board Chair and Vice Chair, the attached document has been amended (recommended amendments are identified in track changes). A number of the amendments are housekeeping items as a result of the review.

RECOMMENDATION:

IT IS RECOMMENDED THAT the Board of Governors approve the ammendment of By-law 5 – Governance, By-law 8 – Vacancies and the Election Procedures for Internal Board Member.

|

Appendix AE
Election Procedures for Internal Board Members

Election Procedures for Internal Members of the Board of Governors of St. Clair College of Applied Arts & Technology

1. Definition of Eligible Candidates

For the purpose of this policy, the definition of eligible candidates and their constituencies are as follows:

a) Academic ~~s~~Staff ~~m~~Member

~~A is a~~ person who is employed full-time by the Board of Governors as a member of the faculty in accordance to the collective agreement.

b) Administrative ~~s~~Staff ~~m~~Member

~~A is a~~ person who is employed full-time by the Board of Governors who does not fit the definition of an academic or support staff person.

c) Support ~~s~~Staff ~~m~~Member

is a person who is employed full-time by the Board of Governors as a support staff member in accordance to the collective agreement.

d) Student

~~A is a~~ person enrolled in a full-time post-secondary program, which leads to a St. Clair College certificate, diploma or degree recognized by the Ministry of Training, Colleges and Universities (MTCU), in good standing and in the term that he/she is acting as the Student representative. ~~-certificate or diploma program.~~ ~~The applicant must have gone through an official election process and hold one of the executive positions, excluding President, with Student Government; Student Representative Council (SRC), Thames Students Incorporated (TSI) or the Student Athletic Association (SAA).~~

Terms of Office, Right to

~~2.~~ 2. Renewal and Filling of Vacancies

Terms of office and right to renewal are as outlined in the Ontario Colleges of Applied Arts and Technology Act, 2002, Ontario Regulation 34/03, until such time that the Regulation ~~is~~ revised.

3. Provision for Time to Attend Meetings and Activities of the Board

The Board will not schedule meetings in a deliberate attempt to exclude any elected member from attending because of his/her work. Every attempt will be made to release an elected member from his/her work assignment to attend meetings and activities of the Board.

4. Coordination and Conduct of Elections

The Secretary to the Board will coordinate all election proceedings and report the results to the Board of Governors. ~~followed by submission to the College Compensation and Appointments Council.~~

5. The Election Process

a) Call for Nominations

Nomination forms (as appended) will be made available to all eligible members, to be returned completed to the Secretary of the Board on or before the closing date of ~~elections~~ nominations.

The College will undertake to inform all eligible voters about roles and responsibilities of members of the Board of Governors so that those choosing to stand for election can make their choice on an ~~n~~-informed basis.

The call for nominations will be five weeks prior to the date of the vote. The closing date for nominations will be at 4:00 ~~P.M.p.m.~~ -on the fifteenth working day before the date of the vote.

The vote will be scheduled to occur no later than the third week in April of the ~~—~~ year in which the seat becomes vacant.

b) Campaigning Time

Three weeks will be provided for nominees to campaign for office. Candidates will be required to follow internal rules established for any election conducted on College property.

After nominations are closed, a list of nominees for each group, in alphabetical order, will be prepared by the Secretary to the Board ~~to the Board of Governors~~ and circulated throughout all campuses.

c) Ballot

A ballot for each group will be prepared by the Secretary to the Board from the Nomination Lists.

d) Voting

An eligible voter is only permitted to cast one ballot in the election. The individual is limited to voting in the specific constituent group of whom they belong.

Voting will take place at one location on each campus, and will be conducted by ~~secret~~ ballot.

Board of Governors' appointees will supervise the elections on each campus.

e) Election Results

The successful candidate will be determined by simple plurality of votes. In the ~~—~~event of a tie, a draw by lot will be conducted by the Chair or ~~Chair/Elect~~ Vice Chair of the Board of Governors.

The candidates from the various constituent groups will be notified of the day the ballots will be counted so that they or their designated representatives may be in attendance throughout the count procedures.

On the specified day, the ballot boxes will be opened in the presence of the candidates and counted by the Secretary of the Board.

Ballots will be held for no less than ten working days upon publication of the successfully elected candidates, after which time they will be officially recorded and destroyed.

f) 6. Dispute Resolution DISPUTE RESOLUTION

~~Disputes must be submitted in writing to the Corporate Secretary of the Board of Governors within five working days of the announcement of election results. The Corporate Secretary will serve as the Dispute Resolution Officer. Where a candidate has made an application for a recount (within 5 working days of the published election results) the recount will be done from the ballots.~~

Disputes regarding the election procedures and election results must be submitted in writing to the Corporate Secretary of the Board of Governors no later than five (5) working days following the announcement of the election results. The Corporate Secretary will serve as the Dispute Resolution Officer for any such matters. Where a candidate has made an application for a recount of the election results, which shall be made within five (5) working days of the published election results, the recount will be conducted using the ballots that have been cast.

6. 7. NOTIFICATION

a) Candidates

Candidates will be informed by the Secretary to the Board of Governors after the official count has been completed.

b) Board of Governors

The Board of Governors will be informed at the meeting of the Board immediately following the published election results.

~~c) College Compensation and Appointment Council~~

~~Names of the successful candidates and their constituent groups will be forwarded to the College Compensation and Appointment Council (CCAC) within 15 working days of the election and before the end of May. CCAC shall issue formal notice of the appointment of the elected members within 30 days of notification of the election results.~~

7. 8. ORIENTATION OF ELECTED MEMBERS

Elected members will be invited to participate in the new Board member orientation, scheduled in September, program set out by ACAATO. ~~Every attempt will be made to release an elected member from his/her work assignment to attend the new board member orientation program.~~

8. 9. INSTALLATION OF NEW MEMBERS

New members will begin their duties on September 1 of each year or at such time when they are to fill a vacancy.

5. GOVERNANCE

- 5.1 The affairs of the College shall be governed by a Board which shall consist of persons elected and appointed Governors of the College in accordance with the provisions of the Ontario Colleges of Applied Arts and Technology Act, 2002 and Regulation 34/03 appended hereto as Appendix "A" ~~and Regulation 34/03 appended hereto as Appendix 'B' and in accordance with this By-law.~~
- 5.2 Unless otherwise changed by law or by By-law, the Board shall be composed of seventeen (17) members appointed or elected in accordance with this By-law and Regulation 34/03.
- 5.3 Twelve (12) external members shall be appointed to the Board by the Lieutenant Governor in Council/Order in Council (LGIC/OIC). (Note: 1/3 of the membership is selected by the LGIC, 2/3 are selected by the St. Clair College Board of Governors).
- 5.4 One (1) Academic staff representative, duly elected in accordance with election procedures established by the Board, ~~shall be appointed to the Board by the CCAC.~~
- 5.5 One (1) Administrative staff representative, duly elected in accordance with election procedures established by the Board, ~~shall be appointed by the CCAC.~~
- 5.6 One (1) Support Staff representative, duly elected in accordance with election procedures established by the Board, ~~shall be appointed to the Board by the CCAC.~~
- 5.7 One (1) Student Representative to be appointed following a selection process to be established by the Board. The eligible candidates to be selected from the duly elected Student Representatives. ~~The name of the selected Student Representative will be submitted for approval to CCAC.~~
- 5.8 The President of the College shall be a voting member of the Board.
- 5.9 No internal Board member may be elected a member of the Board unless in accordance with election procedures established and approved by Board By-law and included in the operational ~~policies~~ procedure of the College.

6. TERM OF OFFICE

The term of office of a Governor shall be as prescribed by Ontario

Regulation 34/03.

7. ELIGIBILITY FOR MEMBERSHIP

- 7.1 Eligibility for Board members appointed under Section 5.3 as an external member shall be as prescribed by Ontario Regulation 34/03.
- 7.2 Board members appointed under section 5.4, 5.5 and 5.6 shall be full-time employees of the College.
- 7.3 Board members appointed under Section 5.7 shall be students enrolled in a full-time program leading to a St. Clair College Certificate, Diploma, or Applied Degree recognized by the Ministry of Training Colleges and Universities.

8. VACANCIES

- 8.1 Vacancies for members appointed under Section 5.3 shall be determined and filled in accordance with Ontario Regulation 34/03.
- 8.2 Board member vacancies under Governance sections 5.4, 5.5, 5.6 and 5.7 shall be determined and filled in accordance with Board By-law established to elect new members and in accordance with Ontario Regulation 34/03.



POLICY TYPE:	Governance Process	NUMBER:	2003-7
POLICY TITLE:	Governing Style	DATE:	May 2003
		REVISED:	March 2009

The Board will govern with a style which emphasizes:

- outward vision and openness;
- encouragement of diversity in viewpoints;
- strategic leadership;
- clear distinction of Board and President;
- collective rather than individual decisions;
- future rather than past or present; and
- measurable added value.

The Board will:

1. Operate in all ways mindful of its civic trusteeship obligation to the public. It will allow no officer, individual or committee of the Board to hinder or be an excuse for not fulfilling this commitment. The Board will give citizens the opportunity to address the Board, but reserve the right to limit the time allotted for remarks.
2. Cultivate a sense of group responsibility. The Board will be responsible for excellence in governing. The Board will be an initiator of policy, not merely a reactor to staff initiatives. The Board will use the expertise of individual members to enhance the ability of the Board, rather than substitute individual judgments for Board values.
3. Direct, control and inspire the organization through the careful establishment of the broadest written policies reflecting the Board's values and perspectives. In the event of emergency situations not covered by specific policies, the College President, with the advice and consent of the Chair, if practicable, shall have the authority to take any appropriate action required by such emergency. Action taken and the reason therefore shall be communicated to the Board as soon as practicable. The Board's major focus will be on the intended long-term impacts outside the operating organization (ends), not on the administrative or programmatic means of attaining those effects.
4. Enforce upon itself whatever discipline is needed to govern with excellence. Discipline will apply to matters such as attendance, policy making principles, respect of roles, speaking with one voice to staff through written policies, and

ensuring the continuity of governance capability. Continual Board development will include orientation of new members in the Board governance process and periodic Board discussion of process improvement. The Board will allow no officer, individual or committee of the Board to hinder or be an excuse for not fulfilling its commitments.

5. Welcome staff initiative and cultivate a sense of teamwork.
6. Monitor and discuss the Board's process and performance at each meeting. Self-monitoring will include comparison of Board activity and discipline to policies in the Governance Process and Board-Staff Relationship categories.
7. Conduct itself in a manner that complies with all relevant laws and regulations and fulfills all legal and fiduciary responsibilities.
8. All meetings of the Board shall be open and public in accordance with the laws and By-laws of Ontario and the College. Closed sessions may only be held in accordance with the provisions of said laws. All discussions conducted in closed sessions and the minutes thereof shall be kept confidential, except when the Board determines that it is no longer necessary to protect the public interest or the privacy of an individual
9. Policy Approval will occur at Full Board Meetings

Add a standing agenda item asking for Board input to allow time (5 minutes) for discussion, as part of the Board Self Evaluation process.

St. Clair College In The News

Table of Contents:

Page	1 – 4	Near-perfect success rate for program helping low-income teens flourish Windsor Star – May 24, 2019
	5 – 6	Twins On Track To Success Windsor Star – May 25, 2019
	7	Students take Ford government to court over decision to allow opt-outs of certain fees The Canadian Press – May 28, 2019
	8 – 9	Former Sick Kids CEO the First Female Chancellor of University of Windsor AM800 CKLW – May 28, 2019
	10	Two students get WFCU Credit Union John Atkinson Memorial Scholarship CTV – June 3, 2019
	11	Photos: Google software developer speaks to St. Clair students Windsor Star – June 4, 2019
	12	Green Giants Win Opener AM800 CKLW – June 5, 2019
	13 – 14	MLB drafts St. Clair Green Giants alum Blackburn News – June 5, 2019
	15	Leamington Players join St. Clair Team Southpoint SUN – June 5, 2019
	16 – 17	Students celebrate Indigenous peoples at Pow Wow Blackburn News – June 6, 2019
	18 – 19	PHOTOS: Pow Wow To Honour FNMI Students At St. Clair College WindsoriteDOTca News – June 6, 2019
	20	St. Clair College closing pool to public Windsor Star – June 7, 2019
	21 – 22	St. Clair College closing South Windsor campus pool to public Windsor Star – June 7, 2019
	23	Swimming pool at St. Clair College soon to be off-limits to public CBC News – June 7, 2019
	24	St. Clair College Pool To Close To Public Use WindsoriteDOTca News – June 7, 2019
	25	St. Clair College to close campus pool to the public CTV - June 8, 2019
	26	St. Clair College Pool Closing to the Public AM80 CKLW – June 9, 2019
	27	St. Clair College To Graduate Record Number This Week WindsoriteDOTca News – June 10, 2019
	28	Pool at St. Clair College closing to the public Blackburn News – June 10, 2019
	29	St. Clair College graduation reaches 5,800 students Windsor Star – June 10, 2019

- 30 Windsor's St. Clair College Graduates Largest Class Ever
AM800 CKLW – June 11, 2019
- 31- 32 Photos: Record graduation begins at St. Clair College
Windsor Star – June 11, 2019
- 33 Record number of students set to graduate at St. Clair College
CTV – June 11, 2019
- 34 Scholarship winner announced
The Chatham Voice – June 13, 2019
- 35 – 36 St. Clair College has its largest graduating class ever as convocation returns home to Chatham-Kent
Chatham Daily News – June 14, 2019
- 37 – 39 PHOTOS: LiUNAI625 Family Father's Day Charity Event
WindsoriteDOTca News – June 15, 2019
- 40 Raptors' We The North flag moving to St. Clair College
Windsor Star – June 17, 2019
- 41 We The North Flag to Stay in Windsor
AM800 CKLW – June 18, 2019

Near-perfect success rate for program helping low-income teens flourish

Windsor Star - May 24, 2019

Come September, Amber and Ashley Buston-White will do something no one expected them to do, something no one in their family has done, something thrilling.

They'll go to university.

Amber will study urban sustainability at Wilfrid Laurier. Ashley is deciding between photography at the Ontario College of Art and Design and travel and tourism at Brock or the University of Guelph.

The 18-year-old twins, who graduate from Essex District High School next month, are in an extraordinary program that helps disadvantaged kids graduate from high school and continue to post-secondary education.

The first 50 students graduate next month. Forty-eight of them are enrolled in university, college or an apprenticeship.

We really can level the playing field for the economically disadvantaged students

It's beyond impressive. On average, only 47 percent of low-income kids go to post-secondary education. These 50 kids not only have higher grades and less absenteeism, they work more independently, are better organized, have more initiative and demonstrate more responsibility than their peers who aren't in the program. They're also more positive, feel more empowered and are more competent socially.

"We really can level the playing field for the economically disadvantaged students," Lorraine Goddard, CEO of United Way, which launched On Track to Success four years ago, said at a news conference Friday.

The program works because it's intensive, multifaceted and long-term. It begins in Grade 8 and continues through the first year of post-secondary education. It wraps the students and their families in support, from academic to social to financial, after school and all summer. From tutoring to counselling to transportation — there's almost nothing this program doesn't do.

And if they graduate from high school, the students get \$4,000 toward their post-secondary education. The University of Windsor offers an additional \$4,000 over four years and St. Clair College an additional \$2,250.

Amber's and Ashley's family moved a lot, looking for cheaper rent or heating that worked. The girls went to three elementary schools and two high schools, sometimes arriving in the middle of the school year, missing part of the curriculum. They were falling behind.

Going to university never occurred to Amber.

"I thought we couldn't afford it," she said. "There's no point in trying when you can't get there."

Their teachers referred them to On Track for Success.



United Way CEO Lorraine Goddard speaks at the On Track to Success media event at the University of Windsor School of Social Work, Friday, May 24, 2019. Dax Melmer / jpg

Eyeing the \$4,000 scholarship, they signed a contract agreeing to attend classes and tutoring, do assignments and maintain a 65 per cent average.

“It was a big package,” Amber remembered. “We were eighth graders. It was like, oh my God.”

Then Amber made another jump.

“She was really passionate about history, journalism as well,” said her program coach, Liam Giles-Hayes. “I read some of her writing, and I thought, this kid is a great writer.”

But she was in the applied stream. He convinced her to switch to the academic stream. It was harder. She had to retake math. And there were new classmates.

“I thought I couldn’t do it,” she said.



Amber Buston-White, left, and twin sister Ashley, 18, are Grade 12 students at Essex District High School who are completing the On Track to Success program with plans to attend universities in the fall. Dax Melmer / jpg

But Giles-Hayes urged her on.

This year, when she was failing an online course, he called her several times a day.

“What are you doing, Amber?” he’d ask. “Your work, I hope.”

Ashley’s aptitude for math and science “blew me away,” said Giles-Hayes. She just needed tutoring.

She didn’t want to go, but “then I realized it makes me more focused,” Ashley said. “I could ask questions, and they would explain it to me. It kept my marks up.”

The girls got new outfits for the first day of school — clothes they liked, instead of the cheapest — and gift cards as rewards for reaching goals. They went to a summer camp, participated in a leadership course, volunteered at community events, met successful women like former education minister Mitzi Hunter, toured workplaces and learned about self-esteem and healthy body image.

But the program went much further. Giles-Hayes found their family affordable housing and took their mother to a mental health clinic, got her a psychiatrist and drove her to appointments.

When the girls transferred from Leamington District High School, where the program is based, to Essex after Grade 11, Giles-Hayes stayed with them.

“We wanted to keep supporting them because of how far they’d come,” he said.



Justin Singkhaew, left, 17, and Sindy Ramos, 18, both students at Leamington District High School graduating from the On Track to Success program, speak about their experiences during a media event at the University of Windsor School of Social Work, Friday, May 24, 2019. Dax Melmer / jpg

This year, Giles-Hayes took them to the universities they were interested in and helped them apply. They’ll learn about course selection and connect with campus tutoring and counselling this summer. He’s guarding against “summer melt,” the number of disadvantaged students who get in to post-secondary education — but don’t go, held back by myriad barriers.

As the girls reflect on graduation — they’ll wear new dresses and shoes also provided by the program — Amber says she’s not only a better student, but a better person.

She saw how people can impact their community. “I want to do that,” she said.

“I was never sure what I wanted to do,” said Ashley. “It helped me decide what my interests are.”

And a girl who never wanted to go anywhere is going away for university.

Their mother remembered one daughter who struggled with anger and another with depression. Now, she said, “their attitude, everything, has all changed for the better.”

There are 125 kids in five high schools in Windsor and Leamington in On Track to Success. United Way wants to enrol 20 more every year. It costs \$6,000 to \$6,500 per student per year.

But in a community where 4,000 young people live in low-income families and fewer attend post-secondary education, what an investment. And since staying in school is linked to higher earning and better health, it’s an investment not only in kids, but in the community.



Michael Silvaggi, associate vice-president of student services and registrar, St. Clair College, speaks at the On Track to Success media event at the School of Social Work, Friday, May 24, 2019. Dax Melmer / jpg

TWINS ON TRACK TO SUCCESS

United Way program inspires sisters

Windsor Star - 25 May 2019



DAX MELMER Ashley Buston-White, left, and twin sister Amber, both Grade 12 students at Essex District High School, are thriving in the On Track to Success program, which gives support to help disadvantaged students graduate high school and move on to university.

Come September, Amber and Ashley Buston-White will do something no one expected them to do, something no one in their family has done, something thrilling. They'll go to university. Amber will study urban sustainability at Wilfrid Laurier. Ashley is deciding between photography at the Ontario College of Art, and design and travel and tourism at Brock or the University of Guelph. The 18-year-old twins, who graduate from Essex District High School next month, are in an extraordinary program that helps disadvantaged kids graduate from high school and continue to post-secondary education. The first 50 students graduate next month. Forty-eight of them are enrolled in university, college or an apprenticeship.

It's beyond impressive. On average, only 47 per cent of low-income kids go to post-secondary education. These 50 kids not only have higher grades and less absenteeism, they work more independently, are better organized, have more initiative and demonstrate more responsibility than their peers who aren't in the program. They're also more positive, feel more empowered and are more competent socially.

"We really can level the playing field for the economically disadvantaged students," Lorraine Goddard, CEO of United Way, which launched On Track to Success four years ago, said at a news conference Friday.

The program works because it's intensive, multi-faceted and long-term. It begins in Grade 8 and continues through the first year of post-secondary education. It wraps the students and their families in support, from academic to social to financial, after school and all summer. From tutoring to counselling to transportation — there's almost nothing this program doesn't do.

And if they graduate from high school, the students get \$4,000 toward their post-secondary education. The University of Windsor offers an additional \$4,000 over four years and St. Clair College an additional \$2,250.

Amber and Ashley's family moved a lot, looking for cheaper rent or heating that worked. The girls went to three elementary schools and two high schools, sometimes arriving in the middle of the school year, missing part of the curriculum. They were falling behind. Going to university never occurred to Amber.

"I thought we couldn't afford it," she said. "There's no point in trying when you can't get there." Their teachers referred them to On Track to Success. Eyeing the \$4,000 scholarship, they signed a contract agreeing to attend classes and tutoring, do assignments and maintain a 65 per cent average.

"It was a big package," Amber remembered. "We were eighth graders. It was like, oh my God." Then Amber made another jump.

"She was really passionate about history, journalism as well," said her program coach, Liam Giles-Hayes. "I read some of her writing, and I thought, this kid is a great writer."

But she was in the applied stream. He convinced her to switch to the academic stream. It was harder. She had to retake math. And there were new classmates.

"I thought I couldn't do it," she said.

But Giles-Hayes urged her on. This year, when she was failing an online course, he called her several times a day.

"What are you doing, Amber?" he'd ask. "Your work, I hope." Ashley's aptitude for math and science "blew me away," said Giles-Hayes. She just needed tutoring. "I realized it makes me more focused," Ashley said. "I could ask questions, and they would explain it to me. It kept my marks up." The girls got new outfits for the first day of school — clothes they liked, instead of the cheapest — and gift cards as rewards for reaching goals.

They went to a summer camp, participated in a leadership course, volunteered at community events, met successful women like former education minister Mitzie Hunter, toured workplaces and learned about self-esteem and healthy body image.

But the program went much further. Giles-Hayes found their family affordable housing and took their mother to a mental health clinic, got her a psychiatrist and drove her to appointments. When the girls transferred from Leamington District High School, where the program is based, to Essex after Grade 11, Giles-Hayes stayed with them.

"We wanted to keep supporting them because of how far they'd come," he said.

This year, Giles-Hayes took them to the universities and helped them apply. They'll learn about course selection and connect with campus tutoring and counselling this summer.

As the girls reflect on graduation, Amber says she's not only a better student, but a better person. She saw how people can impact their community.

"I want to do that," she said. "I was never sure what I wanted to do," said Ashley. "It helped me decide what my interests are." And a girl who never wanted to go anywhere is going away for university.

Their mother remembered one daughter who struggled with anger and another with depression. Now, she said, "their attitude, everything, has all changed for the better."

There are 125 kids in five high schools in Windsor and Leamington in On Track to Success. United Way wants to enrol 20 more every year. It costs \$6,000 to \$6,500 per student per year.

But in a community where 4,000 young people live in low-income families and fewer attend post-secondary education, what an investment.

And since staying in school is linked to higher earning and better health, it's an investment not only in kids, but in the community.

Students take Ford government to court over decision to allow opt-outs of certain fees

Groups say policy will cut funding for campus newspapers, sexual diversity offices, student legal aid clinics

The Canadian Press · May 28, 2019



The group, along with the York Federation of Students, filed a notice of application for judicial review asking the Ontario Superior Court to quash the policy directive.

The Canadian Federation of Students has launched a court challenge against the Ontario government's decision to allow college and university students to opt out of certain fees.

The group, along with the York Federation of Students, filed a notice of application for judicial review asking the Ontario Superior Court to quash the policy directive.

They say the move will cut funding for student associations, campus newspapers, student legal aid clinics and sexual diversity offices.

The student groups allege that the government issued the directive for improper purposes, unfairly targeting student unions, and interfered with the autonomy and independence of schools.

They point to a Progressive Conservative fundraising email from Premier Doug Ford, in which he bemoaned what he called "crazy Marxist nonsense" from student unions and said he "fixed that" by making student union fees optional.

'A concerted attack'

"The premier's letter is evidence that the impetus behind the directives was not to protect 'student choice,' but to marginalize and silence student groups which are perceived as critics of the governing party and its political objectives in respect of post-secondary education," the student groups' lawyers write in the application.

Sofia Descalzi, the CFS national incoming chairperson, said deeming the fees non-essential will harm the ability of students to advocate collectively for their interests.

"The government claims this will expand student choice and save students money," she said. "In reality, this is a concerted attack on democratic and equity based organizations this government opposes."

Training, Colleges and Universities Minister Merrilee Fullerton said the initiative was created to make sure that students had more control over how they spend their money.

"I see the student choice initiative as very consistent with giving more freedom to students," she said Tuesday.

Lawyers are asking the court to hear the case before the start of the new school term in September, and if that can't happen, to issue an injunction in the meantime.

Full Board Meeting:

June 25, 2019

Former Sick Kids CEO the First Female Chancellor of University of Windsor

AM800 CKLW - Tuesday, May 28th 2019 - 2:10 pm



University of Windsor's first female Chancellor Mary Jo Haddad, St. Dennis Centre, May 28, 2019

The University of Windsor officially has its first female Chancellor.

The formal installation of Mary Jo Haddad to the position has taken place during Convocation Tuesday morning.

Haddad is an Alumni of Distinction from St. Clair College, graduate in Nursing from the University of Windsor and spent 30 years at Sick Kids in Toronto where she ended up as President and CEO before retiring.

Haddad says she was initially surprised when she was asked to take on the role.

"It's a privilege to meet these students when they're graduating to confer them and so you know, I took some time to think about it," says Haddad. "I have a big, busy life, but it's important for me to come back."

Haddad sees her role as more than a ceremonial one.



University of Windsor Chancellor Mary Jo Haddad with graduate Olivia Zhao, St. Dennis Centre, May 28, 2019

"I'm a big proponent of leadership if you heard my remarks today I really believe that we need to nurture our graduates to be leaders in their own right, in their own communities. Not all CEOs necessarily. So I will certainly do some work on leaders, I will do some work with women and leadership as well," adds Haddad.

She hopes to be able to bring more attention to the university.

"There are lots of challenges today in Ontario and Canada for academe," admits Haddad. "And I think the University of Windsor's really put its heart and soul into what do we want to be and how do we enable that by both the campus and campus life but also by attracting people to some of the phenomenal programs."

Haddad is retired, but not retiring. She is on the board of TD Bank and TELUS.

She will be busy the next few days as there will be close to 4000 people receiving degrees at convocations through to the end of the week.

Two students get WFCU Credit Union John Atkinson Memorial Scholarship



Daniel Zeleny and Andie Suthers (Police Foundation Students) are the recipients of the WFCU Credit Union John Atkinson Memorial Scholarship in Windsor, Ont., on Monday, June 3, 2019. (Angelo Aversa / CTV Windsor)

CTV Windsor - Monday, June 3, 2019 5

Two students will be forever linked to fallen Windsor police officer John Atkinson.

Andie Suthers and Daniel Zeleny are the recipients of this year's WFCU Credit Union John Atkinson Memorial Scholarship.

The scholarship recognizes one male and female student in protection, security and investigation, or the Police Foundations program at St. Clair College.

Both students will receive a \$2,500 scholarship.

Atkinson graduated from the Law and Security Administration Program at St. Clair College in 1989.

Constable Atkinson was killed in the line of duty on May 5, 2006.

Photos: Google software developer speaks to St. Clair students

Windsor Star - June 4, 2019



Josh Gordon, a developer advocate at Google, gives a talk at St. Clair College, Tuesday, June 4, 2019. Dax Melmer / Windsor Star

Google artificial intelligence and machine learning specialist Josh Gordon gave a speech to St. Clair College and University of Windsor students Tuesday night.

Gordon's talk on machine learning and artificial intelligence at the Zekelman School of Business and IT.

Gordon is a software developer and advocate for a leading machine learning framework known as TensorFlow, which is endorsed and used by Google globally to train and run all of their own artificial intelligence.

Gordon is also a lecturer at Pace University in New York City.

Green Giants Win Opener

AM800 CKLW – June 5, 2019



Green Giants win season opener 4-3 in 10 innings over Galion, Ohio June 4, 2019 at Lacasse Park, Tecumseh (photo courtesy of @SCGreenGiants via Twitter)

The St. Clair College Green Giants won the 2019 Home Opener at Lacasse Park in walk-off fashion defeating the Galion Graders 3-2.

Jayden Sinju hit a game tying solo Home Run in the bottom of the 8th.

Connor Bagnieski doubled in the bottom of the 10th leading to a Nolan Tucker walk-off single to win the game for the Green Giants.

Steven Butts picked up his first win of the Great Lakes Summer Collegiate League season.

The Green Giants are back in action Wednesday at 7:05pm at Lacasse Park as they play the second of their three-game series against Galion.



St. Clair Green Giants logo (Provided by St. Clair College)

MLB drafts St. Clair Green Giants alum

Blackburn News - June 5, 2019

A local baseball team can now claim its first draftee into Major League Baseball.

The St. Clair Green Giants, a member of the Great Lakes Summer Collegiate Baseball League (GLSCBL), announced Tuesday night that pitcher Hunter Brown, who played for the Green Giants in its inaugural season two years ago, has been drafted by the Houston Astros.

Brown, 20, was taken in the fifth round by the 2017 World Series champions, 166th overall, and now goes down in history as the first Green Giants alum to be drafted into a major league organization. Green Giants manager Dave Cooper said the Astros picked up a workhorse with an excellent work ethic and the ability to eat a lot of innings.

"There's nobody who will work harder than Hunter Brown," said Cooper. "He did that when he was here and that's why he has continued to develop."

Cooper, who is also the longtime head coach of St. Clair College's men's baseball team, said Brown flirted with history during his season with the Green Giants.

"Hunter actually toyed with a no-hitter here in the first year, during a game in July," said Cooper. "He had a no-hitter going into the ninth inning but gave up a hit and ended up with a one-hitter. That's unheard of in this league."



Hunter Brown is seen pitching with the Wayne State University Warriors. Photo courtesy Wayne State University Athletic Department.

Brown is from St. Clair Shores, Michigan and played his high school ball at Lakeview High School, according to the [Detroit News](#). Brown was a freshman at Detroit's Wayne State University during his season with the Green Giants, and this past season was named a first-team All-American for NCAA Division II.

The Green Giants, owned and operated by St. Clair College, are the only Canadian-based team in the GLSCBL, which is treated like the NCAA, meaning players are still considered amateurs. Players in the GLSCBL must be active with a collegiate team. Some notable former major-league players who have spent time in the league include Nick Swisher, David Dellucci and A.J. Sager, along with former Cleveland Indians and Seattle Mariners manager Eric Wedge.

The team is in its third season of existence, [playing 42 regular-season games](#) over 50 days this summer, with home games at Tecumseh's Lacasse Park.

Let Me Earn Your Business!

CHRIS BARKIRK

Ken Knapp

390 Tebbel St. N. Essex
519-776-6447
cbarkirk@kenknapp.com

Southpoint SUN Sports & More

Southpoint Real Estate & Classifieds

GET THE REAL DEAL.

Ivan Martin

RE/MAX

519.890.1198
ivanmartin@remax.net

Wednesday, June 5, 2018

Southpoint Sun - 21

Leamington players join St. Clair team

By Bryan Jessop

Leamington's reputation as a baseball hotspot has not gone unnoticed by St. Clair College's Great Lakes Summer Collegiate League team.

The roster for the 2019 St. Clair College Green Giants includes two Leamington inhabitants, making the Tomato Capital the only community other than Windsor to produce more than one player for the squad's current lineup. Leamington District Secondary School graduate Daniel Warkentin and Cardinal Carter Catholic Secondary School graduate Aidan Massad will represent the Green Giants at second base and as pitcher, respectively. The GLSCL team includes players from across Canada and the United States, with six sailing from Ontario — each from within the Essex-Kent region.

Warkentin and Massad are joined by fellow locals Spencer Marcus of Chatham, Michael Beale and Evan Ferguson of Windsor and Tecumseh's Gibson Krzeminski. Two of their teammates are residents of British Columbia while others are representing the Green Giants by crossing the

border from Michigan, California, Arizona, Florida, Indianapolis, Washington, Wisconsin, Oregon, New Jersey, Wyoming, Utah and Nebraska.

Daniel Warkentin is the brother of fellow LDSS alumni Matt Warkentin, who attends Xavier University as a senior and played first

base for the Bismarck Larks of the Northwoods Collegiate League. Daniel, at 6' 4" and 215 pounds, will be 21 in mid August of this year. He attended Parkland Junior College in Champaign, Illinois, where as a sophomore this past season finished second with the Cobras men's baseball team in doubles (12), RBI (43) and walks (29) and tied for third with the team in home runs (seven) and ranked third in hitting with a .533 batting average. He completed the two-year course in General Studies/Kinesiology and is now deciding upon future post secondary endeavours.

"I'm pretty excited about it," said Daniel Warkentin of his first season as a Green Giant. "It'll be a great experience getting to play almost every day — I'm looking forward to that. It'll be interesting to travel to different places and see what the atmosphere is like."

Warkentin was recommended to coaches by Green Giants teammate and friend Michael Beale, one of the two Windsor residents on the team.

Massad, now 20 years old;



Leamington's Daniel Warkentin (left), along with teammate Michael Beale of Windsor, poses for photos during a Thursday, May 30 "Meet The Team" event at St. Clair College for the Green Giants baseball team. Warkentin, along with fellow Leamington resident Aidan Massad, will play for the St. Clair College Green Giants in the Great Lakes Summer Collegiate League for the 2019 season. Beale recommended Warkentin to Green Giants coaches as a recruit.

represented Team Ontario in the 2016 U17 Baseball Canada Cup Championships as a pitcher. At 5' 8" and 175 pounds, he's the shortest player on the 32-member Green Giants roster, but has made an impact with the Alderson Broaddus University Battlers in Philippl, West Virginia. In his freshman year of 2018, he pitched in eight games — six as a starter — and led his team from the mound with an ERA of 1.80. That year, he allowed 28 hits in 40 innings while delivering 32 strikeouts.

The St. Clair College Green Giants entered the Great Lakes Summer Collegiate League in 2017 and in their first two years advanced to the league playoff semifinals. In 2018, they finished atop the six-team North Division with a record of 26 wins and 16 losses. The Green Giants, who play out of Lacasse Park in Tecumseh, are the league's only Canadian team. Their 42-game regular season kicked off at home Tuesday, June 4 and will conclude in late July.

The league was formed in 1984 and is sanctioned by Major League Baseball. Players must currently be enrolled in college or university courses.

For more information on the Green Giants including their home and away schedule, visit the site www.pointstreaksites.com/view/greengiants



Aidan Massad

Lamotte strikes out 12 in win over Dresden

Leamington Junior Barons ace Lucas Lamotte struck out 12 on Friday night, May 31 in an 11-1 win over Dresden.

"He dominated throughout the mercy-shortened game," said coach John Wall. "He fanned a dozen of the 15 outs, striking out the side in the second and fifth innings."

Brett Enns had a couple hits, while nine other Barons chipped in with safeties. Brett Thomas and Mason Gow scored twice.

The Leamington Junior Barons' roster is made up of Derrick Antunes, Brett Enns, Anthony Fehr, Mason Gow, Dawson Iles, Lucas Lamotte, Cat Morin, Logan Robillard, Curtis Rodrigues, Brandon Teichroeb, Brett Thomas, Kameron Wall, Kyle Wall and Ryan Wall. Coaches are John Wall and Chris Lamotte.

"It'll be a great experience getting to play almost every day — I'm looking forward to that."
— Daniel Warkentin

DSV Air & Sea Inc.
(formerly UFI)

• Customs Brokerage • Air/Ocean/Truck Freight • Contract Logistics •

Michelle Woolk 519-563-8146
Michelle.Woolk@ca.dsv.com

www.ca.dsv.com

Gyros & more!

"OUR GYRO IS MADE IN THE TRADITIONAL GREEK WAY WITH 100% NATURAL PRODUCTS"

HOME OF OUR FAMOUS FAMILY VALUE PACK!

WE APOLOGIZE AHEAD OF TIME FOR OUR HUGE PORTIONS!

129 Erie Street South Leamington (Old Eye on Video)

DELIVERY AVAILABLE **RAYS RIBHOUSE** **BAR & GRILL**

TUESDAYS \$8.00 Eat-In or Take Out
RAY BURGER

WEDNESDAYS \$12.00 Ramp Day Special
1/2 Rack of Ribs

THURSDAYS \$8.00 Every Thursday
WINGS

BABY BACK RIB DINNER \$20.00

Open at 11 am Tues-Fri, Sat & Sun at 4 pm | 17 Robson Rd., Leamington 519-322-5440



A dancer participates in a ceremonial dance circle at the 4th annual Pow Wow, St. Clair College SportsPlex, Windsor, June 6, 2019. Photo by Mark Brown/Blackburn News.

Students celebrate Indigenous peoples at Pow Wow (GALLERY)

Blackburn News - June 6, 2019

The colours and cultures of the region's Indigenous peoples were on display Thursday at St. Clair College.

The fourth annual Honouring Our Students Pow Wow took place at the SportsPlex on the main Windsor campus, drawing hundreds of students and teachers from all of Windsor-Essex's major school boards. The pow wow is part of the celebration of National Indigenous History Month.

Tyler White, the First Nations, Metis, and Inuit (FNMI) support worker for the Greater Essex County District School Board, said it was the first time the event had been held on a weekday, to allow for students to be able to attend during school hours.

"We've noticed that it's a little bit easier to get the students here if we were to have it on a weekday," said White. "So we decided to try it on a weekday, bus in a bunch of students in almost field-trip style, so now they have the opportunity to come view the Pow Wow and enjoy it."

A standing-room-only crowd watched dancers in colourful costumes perform an opening circle dance, as the sound of ceremonial drums echoed throughout the venue. Many students and teachers then stepped from the stands to join in a dance circle.

Part of White's work is working with FNMI students to support their academic pursuits as well as their cultural wellbeing. He said the Pow Wow is an excellent opportunity for the students to express themselves as Indigenous people.

"I think it's very important just to create that awareness and that point of celebrating who we are as Indigenous peoples," said White. "It's a chance to be proud of who you are and show it off."

The Pow Wow was scheduled to go on for several hours, with dancing, demonstrations and presentations. A special dance was scheduled near the end of the pow wow for FNMI students who are graduating from high school this month.



PHOTOS: PowWow To Honour FNMI Students At St. Clair College

WindsoriteDotca News – Thursday June 6th, 2019



The annual Pow Wow to honour First Nations, Métis and Inuit (FNMI) students took place at St. Clair College Thursday.





St. Clair College closing pool to public

Windsor Star - June 7, 2019




The St. Clair College pool, at the south Windsor campus, is shown in this undated photo. Handout photo. St. Clair College

St. Clair College announced Friday that it will close its pool for public use as of Sept. 1.

The college's Aquatic Services sent out a media release saying it "will be shifting focus from community-based programs to college student-centred services starting Aug. 31, 2019."

Public memberships will no longer be available for purchase and current memberships will be honoured until Aug. 31. After that date, anyone who has an existing membership will be refunded for the unused balance.



The St. Clair College pool, at the south Windsor campus, is shown in this undated photo.

St. Clair College closing South Windsor campus pool to public

Windsor Star - June 7, 2019



The St. Clair College pool, at the south Windsor campus, is shown in this undated photo. Handout photo. St. Clair College

Looking to make a bigger splash with its own students, St. Clair College is ending public use of its South Windsor campus pool.

In a media release Friday, the college stated its 47-year-old pool “will be shifting focus from community-based programs to college student-centred services starting Aug. 31, 2019.”

Stakeholders and community partners were informed of the shift Thursday, said John Fairley, the college’s vice-president of communications and community relations. The pool will remain available to college staff.

“We wanted to be transparent,” said Fairley, adding 1,500 people who used aquatic services in the past were notified by email of the change. He said public use had plateaued in recent years with the opening of new community pools in the region and that the pool operation has been a money-loser the past five years.

Annual operational losses have been “just over or shy of \$100,000” annually, he said.

“We are not closing the pool down and cementing it over,” Fairley stressed. “We are being more student-focused. We have to make our student experience as great as it needs to be.”

Full-time enrolment at St. Clair in Windsor was almost 9,000 students this past academic year, up significantly from 6,900 the previous year.

The change should not result in any staff reductions, said Jeff McEwan, the college’s manager of recreational services.

“That’s not the plan,” he said. “We’re just shifting from community access to student access.”

The college provided a wide array of offerings to the public, such as scuba diving lessons, summer swim team, summer dive team, private lessons, Red Cross lessons and recreational and lap swims.

An annual aqua fitness membership cost \$272 while recreational and lap-swim memberships ranged from \$88 for a single senior to \$274 for a family.

Public memberships will no longer be available for purchase, and any current memberships will be honoured until Aug. 31, according to the news release. After that, anyone with an existing membership will be refunded for the unused balance.

Fairley said he was “confident” the region’s community pools can accommodate the needs of any displaced St. Clair swimmer.

“We offer similar programming and have capacity to welcome new participants at both our indoor and outdoor (seasonal) locations,” said Jen Knights, manager of city aquatic services and the Windsor International Aquatic and Training Centre.

McEwan said normal summer programs will continue as in previous years.

Bookings for outside rentals, user groups or public swim lessons will stop after the summer sessions.

The Windsor-Essex Catholic District School Board has four South Windsor elementary schools that used St. Clair’s pool for the swim-to-survive program. A board spokesman said they will look for an alternative location.

Greater Essex District School Board spokesman Scott Scantlebury said he did not think the change at the college affects any programming by the public board. He said the GEDSB’s swim-to-survive programs for elementary students are run by an outside agency which is responsible for the venue.

Swimming pool at St. Clair College soon to be off-limits to public

After August 31, only students and staff will be able to go for a swim

CBC News · Jun 07, 2019



The general public won't be able to take swimming lessons at St. Clair College starting this fall. (

The general public won't be able to take swimming lessons at St. Clair College starting this fall.

After August 31, only students and staff will be able to go for a swim.

"Our growth here with our enrolment has increased significantly," said Jeff McEwan, manager of recreational services for the college. "We wanted to better service our students."

In order to do that, McEwan said they would not be able to have as many community programs.

Programming will be available for staff and students, including swimming lessons and recreational swims.

According to McEwan, registration in the programs varied from session to session.

"The fall was always a large number," said McEwan. "Several hundred [participants] every semester."

The partnership in place with the Windsor International Aquatic and Training Centre remains in place for St. Clair College students based on downtown campuses.

St. Clair College Pool To Close To Public Use

WindsoriteDOTca News – Friday, June 7th, 2019



The pool located at St. Clair College will no longer be open to community use come September.

The college says that they are winding down public pool offerings to provide more student-centred services.


Public memberships will no longer be available for purchase, and any current memberships will remain open until Saturday, August 31st. After this period, anyone who has an existing membership will be refunded for any unused balance.

Scheduling for outside rentals, user groups or public swimming lessons will stop after the summer sessions, allowing the facility to be allocated solely for academic purposes.

Students and staff will continue to have access to the pool and programs will be designed around the needs and availability of its users, and modified as needed.

"We would like to express our sincere thanks to those who have enjoyed the St. Clair College pool over the many years of its public operation and look for your understanding as we change to fit the needs of our growing student population," said Ron Seguin, Vice President of International Relations, Campus Development & Student Services.

St. Clair College to close campus pool to the public



CTV Windsor - Saturday, June 8, 2019

Access to the pool at St. Clair college will soon be limited.

Officials say the school is winding down public pool offerings in an effort to provide enhanced time and education to students of the college.

Public memberships will no longer be available for purchase and any current memberships will remain open until Aug. 31st

St Clair College Pool Closing to the Public

[AM800 CKLW](#) - Sunday, June 9th 2019



(AM800 file photo)

The pool at St Clair College will be closed to the public, starting September 1.

In a release, the college says it is shifting focus from community-based programs to college student-catered services.

Public memberships will no longer be available for purchase and any current memberships will remain open until Saturday, August 31.

After this period, anyone who has an existing membership will be refunded for any unused balance.

Scheduling for outside rentals, user groups or public swimming lessons will stop after the summer sessions, allowing the facility to be allocated solely for academic purposes.

Although St. Clair will no longer be offering lessons or pool time to the public, the college encourages the public to continue aquatic activities at other area facilities, which are available through most municipalities and the YMCA.

St. Clair College To Graduate Record Number This Week

WindsorInfoDOTca News – June 10, 2019



St. Clair College will graduate 5,800 students this week during the school's 52nd annual convocation, making it the largest group of students in its history.

"We've never had this many graduates, ever," said St. Clair College Registrar Michael Silvaggi. "It's an increase of over 2,000" overall.

The record numbers will see the college for the first time move the Windsor graduations off campus to the WFCU Centre.

The Chrysler Theatre in the Centre for the Arts has been the setting for convocation ceremonies in previous years, but the downtown venue was "getting a little cozy," St. Clair College President Patti France said, even before this year's growth in student numbers.

"We were having to accommodate overflow guests by setting up satellite seating throughout the Centre and remote-broadcasting the ceremonies on TVs," she said.

"We're very thankful that our community partner, the WFCU Centre, enables us to welcome everyone – grads, family and friends – under one roof."

The first Windsor session at the WFCU Centre begins at 1:30pm Tuesday for students in Community Studies, Health Sciences and Nursing.

The second session begins at 6:30pm Tuesday for students in Engineering Technologies, Skilled Trades and Media, Art and Design.

The third and fourth sessions, for all of the students in the Zekelman School of Business and Information Technology, will be held Wednesday, at 1:30pm and 6:30pm.

The Zekelman School of Business and Information Technology will have the largest group, with nearly 2,400 graduates taking the stage.

Sessions five and six will be held at the Chatham campus HealthPlex. Session five will be held at 10:30am for the graduating students from the Chatham Campus, and session six will be at 2pm for the students from the Ace Acumen campus in Toronto.



(File photo courtesy of © Can Stock Photo / viperagp)

Pool at St. Clair College closing to the public

Blackburn News - June 10, 2019 11:34am

As of August 31, the public will no longer be invited to swim at the pool at the campus of St. Clair College.

St. Clair College Aquatic Services is shifting its focus from community-based programs to college student-centred services.

Public memberships are no longer available for purchase, and any current memberships will end at the end of August. After that, anyone with an unused balance will be refunded.

“We would like to express our sincere thanks to those who have enjoyed the St. Clair College pool over the many years of its public operation,” said Ron Seguin, the college’s Vice-President of International Relations, Campus Development and Student Services. “[We] look for your understanding as we change to fit the needs of our growing student population.”

Staff and students will continue to have access to the pool and programs will be designed around their needs.

The college encourages the public to continue aquatic activities at other area facilities and the YMCA.

St. Clair College graduation reaches 5,800 students

Windsor Star - June 10, 2019



Graduates from St. Clair College during St. Clair College's Forty-Seventh Annual Convocation held at the St. Clair Centre for the Arts on June 18, 2014.

St. Clair College is graduating its largest group in school history this week when almost 5,800 students walk across the stage over six sessions in Windsor and Chatham.

The 52nd annual convocation will be held off campus for the first time when it moves to the 6,500-seat WFCU Centre to accommodate a record number of graduates and their guests.

"The record student enrolment increases we've enjoyed during the past several years have now led, naturally, to a record number of graduates," St. Clair College President Patti France said.

The Zekelman School of Business and Information Technology will have the largest group, with nearly 2,400 graduates.

The first Windsor session at the WFCU Centre begins at 1:30 p.m. Tuesday.

Sessions five and six will be held at the Chatham campus HealthPlex.

Windsor's St. Clair College Graduates Largest Class Ever

AM800 CKLW – Tuesday, June 11, 2019



A historic milestone for Windsor's St. Clair College.

It's the first time the college has had to relocate its convocation off its own property.

With 5,800 people receiving diplomas this year, it was necessary to find a venue large than the Chrysler Theatre downtown.

Vice-President of Communications and Community Relations, John Fairley, says if they had stayed at the St. Clair Centre for the Arts, graduation would take a week.

"We would probably have to have probably ten or eleven graduations to get all the programs in," he says. "So for the first time we're moving the Windsor convocation sessions off-site of the college and going to the WFCU Centre."

Fairley says the largest increase in enrolment has been at the Zekelman School of Business and Information Technology.

"That has benefited from the biggest jump in growth and graduates. So with that our international students that are here studying from abroad, a lot of them are business students and information technology students, so that's probably one of the biggest bounces," he says.

Fairley says the college is one of three in the province that operate year-round and that's boosted enrolment.

"We are now a 12 month college. It's not just starting to close down and have certain rooms with the lights off during the summer," he says. "We now have full intakes for students in May. So I think this will be the number we're going to be looking at."

Tuesday's first session is at 1:30pm with a second session at 6:30pm at the east-end arena.

There will be convocation ceremonies at the same times on Wednesday for graduates from the Zekelman School, with two more sessions Friday at the Chatham Campus.

Photos: Record graduation begins at St. Clair College

Windsor Star - June 11, 2019



Kiara Clement, right, receives the Student Leadership Medal from Ron Seguin during St. Clair College of Applied Arts and Technology 52nd Annual Convocation held this year at WFCU Centre Tuesday. Nick Brancaccio / Windsor Star



Students take their seats Tuesday during St. Clair College of Applied Arts and Technology 52nd annual convocation at WFCU Centre — part of a record graduating class of nearly 5,800 students. Nick Brancaccio / Windsor Star



St. Clair College president Patricia France greets hundreds of graduating St. Clair College students during St. Clair College of Applied Arts and Technology 52nd Annual Convocation held this year at WFCU Centre Tuesday. Nick Brancaccio / Windsor Star



Piper Greg Pearson of the Windsor Police Pipe Band leads the procession of St. Clair College academia during St. Clair College of Applied Arts and Technology 52nd Annual Convocation held this year at WFCU Centre Tuesday. Nick Brancaccio / Windsor Star

Record number of students set to graduate at St. Clair College



CTV Windsor - Tuesday, June 11, 2019

The largest group of students in St. Clair College history will be graduating at the 52nd annual convocation.

More than 5,800 students will be graduating over six sessions in Windsor and in Chatham. The ceremonies will take place off campus.

The Windsor sessions have moved to the 6,500-seat WFCU Centre to accommodate the record number of students and their guests.

"The record student enrolment increases we've enjoyed during the past several years have now led, naturally, to a record number of graduates," says St. Clair College president Patti France.

The Zekelman School of Business and Information Technology will have the largest group, with nearly 2,400 graduates taking the stage.

"We've never had this many graduates, ever," said registrar Michael Silvaggi. "It's an increase of over 2,000 overall."

The first session begins at 1:30 p.m. Tuesday for students in Community Studies, Health Sciences and Nursing.

The second session begins at 6:30 p.m. Tuesday for students in Engineering Technologies, Skilled Trades and Media, Art and Design.

The third and fourth sessions, for all of the students in the Zekelman School of Business and Information Technology, will be held Wednesday, at 1:30 p.m. and 6:30 p.m., for students in the business programs.

Sessions five and six will be held at the Chatham campus HealthPlex on Friday. Session five will be held at 10:30 a.m. for graduating students from the Chatham Campus and session six will be at 2 p.m. for students from the Ace Acumen campus in Toronto.

The Chrysler Theatre in the Centre for the Arts has been the setting for convocation ceremonies in previous years, but the downtown venue was "getting a little cozy," France said, even before this year's growth in student numbers.

"We were having to accommodate overflow guests by setting up satellite seating throughout the Centre and remote-broadcasting the ceremonies on TVs," she said.

"We're very thankful that our community partner, the WFCU Centre, enables us to welcome everyone - grads, family and friends - under one roof."

Scholarship winner announced

The Chatham Voice - Jun 13



Madison Koke

For the past ten years, the Chatham-Kent Film Group has been giving back to the community by sponsoring scholarships in film studies to deserving Chatham-Kent graduates.

This year the group's scholarship winner is Madison Koke, a student at John McGregor Secondary School.

Koke is passionate about the stories that can be told, and lessons that can be learned, through animation, according to film group members.


She has been accepted to the St. Clair College in Windsor for the three-year animation course starting in September.

From there she may decide to take additional film courses at university.

Koke was introduced to the film group's audience at the showing of "Eighth Grade" recently.

St. Clair College has its largest graduating class ever as convocation returns home to Chatham-Kent

Chatham Daily News - June 14, 2019



Chatham-Kent-Leamington MPP Rick Nicholls speaks to some of St. Clair College's 2019 graduating class on June 14 at the Chatham campus' HealthPlex. Submitted photo.

St. Clair College is having a historic week as more than 5,800 students graduated on the Chatham and Windsor campuses, a new record for the 52-year-old college.

The convocation ceremony returned to the college's HealthPlex in Chatham-Kent for the first time since 2012.

"It's special this year because it is the biggest we've ever had, so it's just great having it back," said John Fairley, the vice-president of St. Clair College's communication and community relations.

He said adding another residence on campus has helped more people move to Chatham-Kent for their education, which ultimately benefits the whole community.

"Every student is dollars for this community," Fairley said.

He said the college's power line training facility has attracted students from all over Canada.

"They know they're going to be getting jobs and working in the power line field," Fairley said.

The college has been trying to recruit more people from right here in Chatham-Kent with their recent advertising.

"We're trying to get people in Chatham-Kent to choose us. They don't have to go too far – we're right in their backyard," Fairley said.

The college is looking for more housing because they still want to grow, and residence spots for the fall are almost full already, according to Fairley.

However, the college wants to make sure all the students who come to Chatham-Kent will succeed.

“We don’t just want to fill seats – it’s not the case – because we don’t just want enrolment numbers,” he said. “The most important thing is when they cross the stage.”

The afternoon ceremony on Friday hosted the college’s international students from the Ace Acumen Academy in Toronto.

“We think it’s very important that our international students in Toronto come down here and have a real experience graduating from an Ontario college,” he said. “That’s part of what we do culturally and help acclimate them. They’ve been here living for two or three years taking courses and it’s important that we don’t just mail them something.”

PHOTOS: LiUNA!625 Family Father's Day Charity Event

WindsoriteDOTca News – Saturday, June 15th, 2019



Fantastic Fathers Community Group is hosting a free Family Father's Day event, presented by LiUNA625!, at St. Clair College's SportsPlex.

The event features various entertainment throughout the day such as a live wrestling match and activities fit for the whole family.

Booths and vendors are also at the event offering a variety of things and experiences being available at the event.







Raptors' 'We The North' flag moving to St. Clair College

Windsor Star - June 17, 2019



Celebrants fill the intersection of Ouellette Avenue and University Avenue in downtown Windsor following the Game 6 victory of the Toronto Raptors - clinching the NBA championships on June 13, 2019. Doug Schmidt / Windsor Star

The "We The North" flag from Windsor's Jurassic Park events during the NBA Finals is moving to the St. Clair College Sports Plex.

The 10-by-six-foot flag with the words We the North, the Toronto Raptors playoff tag, will be flown inside the facility, organizers of the Jurassic Park events said Monday.

"We plan on hanging the flag inside the Sport Plex to mark this historic event. Our youth will talk about this for years to come," Ron Seguin, St. Clair College's vice-president of international relations, campus development and student services, said in a news release.

There were Jurassic Park gatherings to cheer on the Raptors in cities across Canada. Raptors fans gathered at the viewing parties with a large screen in downtown Windsor during the NBA Finals

The city waived the fees to put on the events that were sponsored by a number of local groups including LiUNA, Unifor, St. Clair College, the Downtown Windsor Community Collaborative and the Downtown Windsor Business Improvement Association.

Toronto and the Raptors celebrated with a large parade Monday morning. The Toronto Raptors beat the Golden State Warriors 114 to 110 in Game 6 on Thursday night to claim Canada's first-ever NBA championship.

We The North Flag to Stay in Windsor

AM800 CKLW – June 18, 2019



Photo courtesy: Renaldo Agostino

A piece of Jurassic Park Windsor will be staying in the city.

The 10ft by 6ft "We The North" flag flew at Charles Clark Square during viewing parties to watch the Toronto Raptors play Golden State during the NBA Finals.

It will now be raised at the St. Clair College Sports Plex.

Jurassic Park Windsor co-organizer Renaldo Agostino says it was a no brainer to hang the flag at the college, calling St.Clair a big supporter of the event in downtown Windsor.

"After the event the city had to take it down, so we've been trying to figure out what to do with it and St. Clair College is really the home of diversity and athletes and sports plex, such a fantastic place and they've offered to hang the flag up there," says Agostino.

He says he made the decision to bring the flag to the college.

"It was really my first thought and obviously Pat who's from the Downtown Windsor Business Improvement Association, who's been a big part of this, is also apart of the college, so I just reached out to Pat Papadeas and she made it happen," says Agostino.

The flag was sent to Windsor by Maple Leafs Sports and Entertainment, the owners of the Toronto Raptors.


Roughly 13,000 people watched five NBA final games between the Toronto Raptors and Golden State Warriors at Charles Clark Square.

PRESIDENT'S REPORT

Meeting of the Board of Governors
Full Board – June 25, 2019

1. Academic Awards Banquets

Over 175 students were honoured at the annual Academic Awards Banquets, held in Windsor on Tuesday, June 4, 2019 at the St. Clair College Centre For The Arts, and on Thursday, June 6, 2019 in Chatham. Congratulations to all of the award recipients!



2. Canadian Bureau For International Education (CBIE) Conference


On Monday, June 10, 2019, President France provided welcoming remarks to delegates from colleges and universities attending the Canadian Bureau for International Education Conference "Building Bridges" which was co-hosted by the College and the University of Windsor.




3. 52nd Annual Convocation

Congratulations to the more than 5,800 students who graduated during the 52nd Annual Convocation which took place over six sessions at both the WFCU Centre in Windsor, and at the St. Clair College HealthPlex in Chatham. The change in venue to the WFCU Centre in Windsor was a huge success. The floor plan allowed for 1,000 graduates to be seated on the main bowl floor and allowed for ample capacity for guests. The ceremony was also displayed on the Jumbotron for enhanced viewing. The new venue truly created a memorable occasion for all graduating students and their family and friends. Convocation in Chatham was moved back home to the HealthPlex and was also a resounding success.

We are proud of all of our graduates, who have now transitioned to Alumni, and wish them the best for their futures!



ST. CLAIR COLLEGE
ALUMNI ASSOCIATION
BOARD OF GOVERNORS ANNUAL REPORT






ST. CLAIR COLLEGE ALUMNI ASSOCIATION OBJECTIVES


- To promote and foster positive St. Clair College alumni connections and fellowship within the St. Clair College community and the community at large.
- To support and enhance the quality, resources, image and reputation of St. Clair College as a destination College.
- To promote and foster support of St. Clair College through both financial and non-financial contributions.
- To enrich the lives of St. Clair College Alumni through opportunities for life long involvement with St. Clair College and the provision of valued services.
- To advocate on behalf of St. Clair College Alumni in matters relating to post-secondary education and issues involving the relationship between the Alumni and St. Clair College.

Alumni Services Video



2019

ALUMNI ASSOCIATION BOARD OF DIRECTORS



Andrew Rowberry,
President



Allison Rasing-Bigelow,
Executive Vice President



Jennifer Forfitt,
Vice President Finance



Eddie Azar,
Director



Belinda Bulhoes,
Director



Carmen Brunone,
Director



John Garton,
Director



John Feldman,
Director



Chase Stoyshin,
Director

New Executive

4 New Directors



Patti France,
Ex-Officio



John Fairley,
Ex-Officio



Ryan Peebles,
Ex-Officio

BRANDING & MARKETING



- Social Media
 - Facebook Engagement (10% increase in page likes)
 - Twitter Engagement (117.6 K impressions)
 - Instagram
 - **LinkedIn 2,500 Connections(50% increase in 5 months)**



- Community Marketing
 - AM 800 CKLW Travelling Trailer
 - Blackburn Radio Community Van



- Alumni Events
 - Alumni of Distinction Awards
 - Alumni Varsity Day
 - Windsor Family Fun Day
 - Chatham Family Fun Day



- Merchandise Branding
 - Annual Investment in Alumni Merchandise
 - Alumni Pins for all graduates

Full Board Minutes:
June 25, 2019



Item #6.2
5 of 13

ALUMNI ASSOCIATION ST. CLAIR COLLEGE INITIATIVES LAST 5 YEARS



- \$ 30,000 - Genesis Entrepreneur Centre (2015)
- \$250,000 - Alumni Skyline Room at the SCCCA (2013-2017)
- \$570,000 - HealthPlex/SportsPlex (2013-2017)
- \$100,000 - National Powerline Training Centre (2016 - 2017)
- \$150,000 - Saints Gaming Sponsorship (2018-2022)
- \$250,000 – Academic Tower (2018)
- \$ 30,000 - International Student Aid (2019)



ST. CLAIR COLLEGE ALUMNI ASSOCIATION OUTREACH


- **Community Events and Sponsorships (55 events received funding)**
 - Contributed over **\$150,000** to support numerous not-for-profit organizations and community events throughout 2018/2019
- **Student Life Sponsorships (16 organizations received funding)**
 - Provided over **\$30,000** to student Academic competitions, student clubs' and various student based initiatives to help them achieve their goals
- **Alumni Growth and Engagement (11 donations made)**
 - Invested over **\$30,000** in event opportunities and various community initiatives to grow participation and engagement of Alumni



ST. CLAIR COLLEGE ALUMNI ASSOCIATION OUTREACH



WINDSOR ESSEX CARE FOR KIDS FOUNDATION

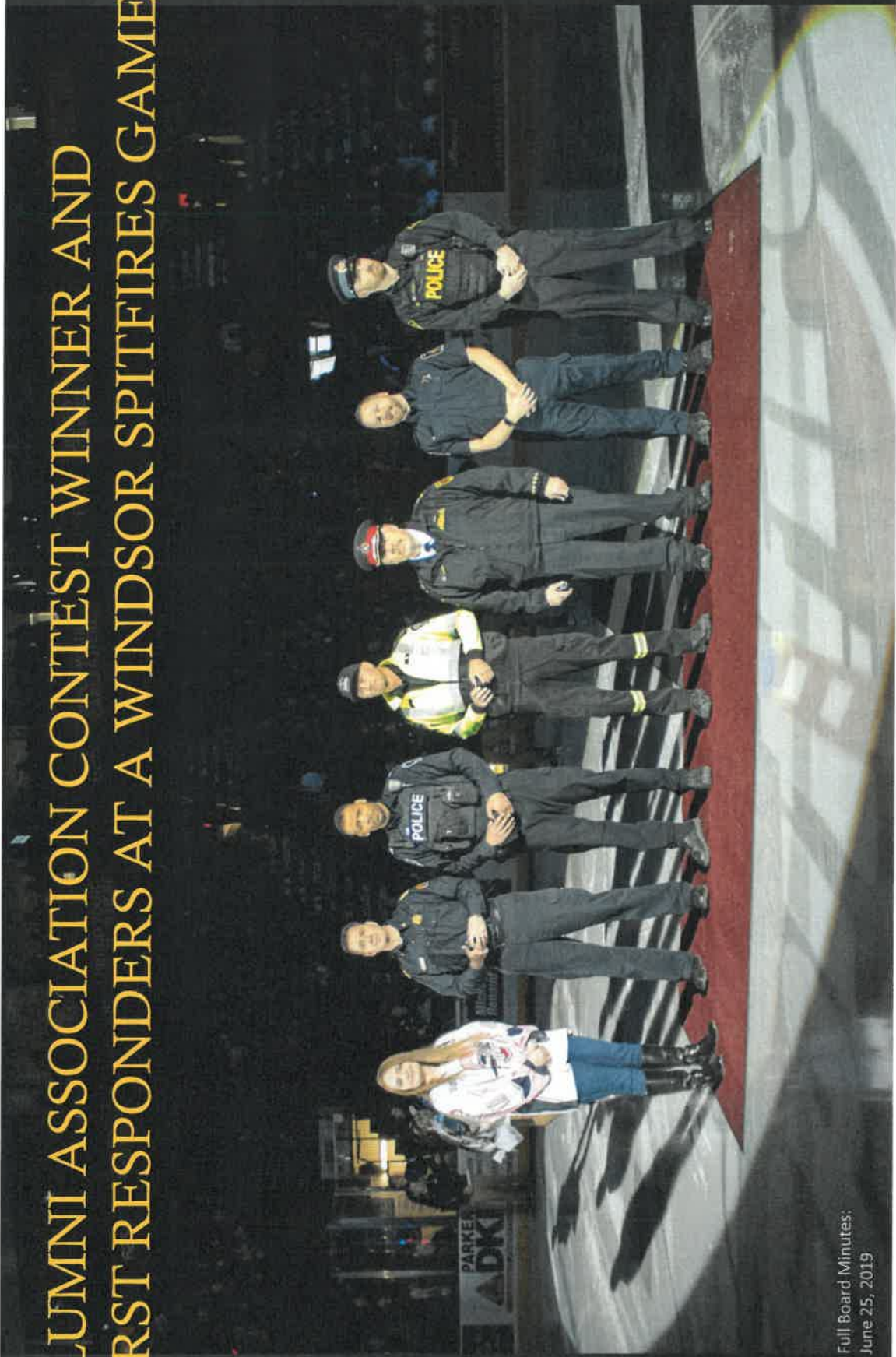


ALUMNI ASSOCIATION BRIDGE TO ST. CLAIR COLLEGE FOUNDATION

- Endowment as of May 2019: \$126,612
St. Clair College Alumni Association Scholarships
- Donated \$10,000 to go towards annual scholarships in March 2019
 - \$5,000 to Domestic Students –
St. Clair College Alumni 1967 Scholarship
 - \$5,000 to International Students –
St. Clair College Alumni 1967 Scholarship



ALUMNI ASSOCIATION CONTEST WINNER AND FIRST RESPONDERS AT A WINDSOR SPITFIRES GAME




ALUMNI PROMO CODES



ALUMNI ASSOCIATION ANNUAL REPORT

The St. Clair College Alumni Association Annual Report will be posted on the alumni website at:

www.stclairalumni.com



OVER 100,000 STRONG





ST. CLAIR COLLEGE

FOUNDATION

2019 St. Clair College Board of Governors Presentation

CHARLIE HOTHAM
PRESIDENT
FOUNDATION BOARD OF DIRECTOR



ST. CLAIR COLLEGE
FOUNDATION

MISSION

St. Clair College Foundation strives to assist St. Clair College in achieving its vision of “excellence in career education and lifelong learning.” It seeks to do this by:

- Generating resources in support of College objectives
- Helping to build mutually beneficial alliances and positive relationships with individuals and organizations
- Raising awareness of the College faculty and departments in planning and conducting development activities
- Enhancing and expanding services to donors
- Building funds to support students through the Scholarship program

START **HERE GO ANYWHERE**



ST. CLAIR COLLEGE
FOUNDATION

2018-2019

St. Clair College Foundation Board of Directors

Charlie Hotham
Jody Cloutier
David Moncur
Dan Allen
Jim Komar
Jeff Casey
Jennifer Forfitt
Cathy Geml
Patricia Best
Patti France
Marc Jones
John Fairley

Foundation Board President
Foundation Board Vice President
Foundation Board Member
Foundation Board Member
Foundation Board Member
Foundation Board Member
Foundation Board Member
Foundation Board Member
Foundation Board Member (Ex-Officio)
Foundation Board Member (Ex-Officio)
Executive Director

President, Hotham Building Materials
Private Investment Advisor, TD Wealth
President, David Moncur Engineering
St. Clair College, Board of Governors Representative
Vice President Human Resources, CenterLine (Windsor) Ltd.
Publisher and Owner, Snapd Windsor
St. Clair College, Alumni Association Representative
Retired Associate Director, Windsor-Essex Catholic District School Board
Retired Nursing Administrator
President, St. Clair College
Vice President, Finance & CFO, St. Clair College
Vice President, College and Community Relations, St. Clair College

START HERE GO ANYWHERE



SCHOLARSHIPS

There are two types of awards which can be established:

- **An Annual** award where a donor (company, organization or individual) provides funds each year to the college for a scholarship to be given in their name.
- **An Endowment** can be established where the funds are invested by the Foundation and the earnings are used to provide scholarships to students in perpetuity. A minimum of \$20,000 is required to establish a named scholarship.

In either case, donors may request that certain criteria be established for their Scholarship. For Example, criteria may include:

- Minimum Grade Point Average
- Year of Study
- Program Area
- Canadian Resident
- Community/College Involvement

START **HERE** GO ANYWHERE



ST. CLAIR COLLEGE FOUNDATION



SCHOLARSHIPS

- General Scholarship applications are made available online each year, starting October 1st until mid-December.
- Only one application is required to be considered for each of the Foundation's scholarships.
- Scholarship selection committees made up of Faculty, Chairs and Administration from the College meet in early January to determine the successful recipients.
- Scholarships were awarded in Windsor on Wednesday, March 6, 2019, Thursday, March 7, 2019, and in Chatham on Thursday, February 28, 2019.

START **HERE** GO ANYWHERE



ST. CLAIR COLLEGE FOUNDATION



SCHOLARSHIPS

- 1450 complete applications have been received. This represents a 57% increase from last year (950 applications).
- 19 New Annual Scholarships have been secured in the past year, representing a net new investment of \$72,585.00.
- 3 New Endowment Scholarships have been secured in the past year, representing a net new investment of \$234,982.00
- It total St. Clair College Foundation secured \$307,567.00 in new scholarship monies.

START **HERE** GO ANYWHERE

SCHOLARSHIP PAYOUTS



St. Clair College Scholarships:

Average Scholarship: \$715.00

Endowment Payout 2019: \$333,880.00

Annual Payout 2019: \$201,000.00

Total: \$534,880.00 (750+ scholarships awarded)

* This was an increase of about \$75,000.00 from last year.

START **HERE** GO ANYWHERE



ST. CLAIR COLLEGE
FOUNDATION

NEW SCHOLARSHIPS

- SCC Retiree Association Scholarship
- Carol Derbyshire Scholarship
- Best/Manley Nursing Scholarship
- Murray MacLeod Memorial Scholarship
- Ted Whipp Memorial Scholarship
- Kay Curtis Memorial Scholarship for Leadership Excellence
- N-Powerment Nursing Scholarship
- Edward Mroczkowski PSW Scholarship
- Smart Serve Annual Scholarship
- ALS Endowment Scholarship
- Robert Sutherland Memorial Scholarship (New Donation)
- Rotary Club of Chatham Scholarship
- Fantastic Fathers Community Group Scholarship
- Royal Canadian Legion Branch 12 Scholarship
- Royal Canadian Legion Branch 12 – Ladies Auxiliary Scholarship
- Glenn Randal Scholarship
- ACE Acumen Scholarship
- St. Clair College Alumni 1967 Scholarship
- Community Living Chatham-Kent “Lu-Ann Cowell” Scholarship
- Landscape Effects Scholarship
- Janet Van Elslander Endowment Scholarship
- Dan and Pam Allen Scholarship

START **HERE** GO ANYWHERE



ST. CLAIR COLLEGE
FOUNDATION

PORTFOLIO SUMMARY

The Foundation's investments as of March 31, 2019:

 **wfcu** CREDIT UNION \$ 404,830*

 **RBC Wealth Management**
Dominion Securities \$ 9,545,807*

Total: \$ 9,950,637

*Market Value

 CASH ON HAND \$ 377,195*

START **HERE** GO ANYWHERE



ST. CLAIR COLLEGE
FOUNDATION

UPDATES

The following items are currently being worked on by the Foundation:

- Updating all Donor Contracts
- Reviewing and updating all scholarship criteria
- Donor Meetings
- Annual Endowment Reports
- New Donor / Application Profile (PeopleSoft)

START HERE GO ANYWHERE



ST. CLAIR COLLEGE

FOUNDATION

2019 St. Clair College Board of Governors Presentation



ST. CLAIR
COLLEGE

**Financial Statements
Fiscal Year-Ended March 31, 2019**

**Presentation to the Board of Governors
June 25, 2019**

Full Board Minutes:
June 25, 2019

START HERE GO ANYWHERE

item #7.2
1 of 7

- Cash & Temporary Investments
 - At \$111M. Higher than prior year by \$48M.
- Accounts Receivable
 - At \$11.9M. Consistent with prior year.
- Long-Term Investments
 - At \$9.9M. Higher than prior year by \$449k.
- Capital Assets
 - At \$177.6M. Higher than prior year by \$9.9M.

Statement of Financial Position: Liabilities

- Accounts Payable and Accrued Liabilities
 - At \$12.1M. Consistent with prior year.
- Deferred Revenue
 - At \$51.7M. Higher than prior year by \$14.4M.
- Vacation Pay
 - At \$6M. Higher than prior year by \$427k.

START HERE GO ANYWHERE



Statement of Financial Position: Liabilities

- Long-Term Debt
 - At \$12.8M. Lower than prior year by \$1.7M.
- Deferred Capital Contributions
 - At \$124.8M. Higher than prior year by \$4.8M.



Statement of Financial Position: Net Assets

- Unrestricted - Operating
 - At \$62M. Higher than prior year by \$34.7M.
- Invested in Capital Assets
 - At \$40.1M. Higher than prior year by \$5.8M.
- Total Net Assets
 - At \$101.4M. Higher than prior year by \$40.5M.

Statement of Operations

- Revenue
 - Tuition: At \$95.7M. Higher than prior year by \$49.6M.
 - Contract Training: At \$25.8M. Higher than prior year by \$550k.
 - Other Income: At \$12.4M. Higher than prior year by \$2.2M.
 - Ancillary: At \$11.5M. Higher than prior year by \$1.8M.
- Expenditures
 - Salaries & Benefits: At \$86.3M. Higher than prior year by \$11.7M.
 - Operating: At \$53M. Higher than prior year by \$13.5M.

START HERE GO ANYWHERE



Questions?

START **HERE** GO ANYWHERE

Full Board Minutes:
June 25, 2019

Item #7.2
7 of 7



ST. CLAIR
COLLEGE

Business Plan Accrual Budget Template (MTCU Format)

Presentation to the Board of Governors June 25, 2019

Full Board Minutes:
June 25, 2019

START **HERE** GO ANYWHERE

Item #7.4
1 of 4



Business Plan Accrual Budget Template (MTCU Format)

Statement of Operations (in 000s)

Line Item	Board Approved 2019-20 Budget	MTCU Format Accrual 2019-20 Budget	Actual 2018-19
Revenue	\$188,199	\$188,199	\$198,263
Expenditures	\$177,066	\$177,066	\$158,026
Surplus	\$11,133	\$11,133	\$40,237

START **HERE** GO ANYWHERE



Business Plan Accrual Budget Template (MTCU Format)

Statement of Financial Position (in 000s)		
Line Item	MTCU Format Accrual 2019-20 Budget	Actual 2018-19
Assets	\$341,329	\$314,138
Liabilities	\$228,790	\$212,732
Net Assets	\$112,539	\$101,406



Questions?

START **HERE** GO ANYWHERE

Full Board Minutes:
June 25, 2019

item #7.4
4 of 4