

ST. CLAIR COLLEGE OF APPLIED ARTS AND TECHNOLOGY

MINUTES OF THE

FULL BOARD MEETING of the BOARD OF GOVERNORS

Held on January 22, 2019 at 6:36 p.m., in Board Room #342, Windsor Campus, Windsor, ON

PRESENT:

Mr. D. Allen, **Chair**
Mr. K. Beaudoin
Ms. T. Bendo
Ms. K. Clement
Ms. M. Corey
Ms. P. France, **President**
Ms. N. Jammu-Taylor, **Vice Chair**
Ms. R. Khosla
Ms. J. Piccinato
Mr. R. Renaud
Mr. E. Sovran
Ms. T. Wonsch

REGRETS:

Dr. K. Blanchette
Ms. K. Behune Plunkett
Mr. F. Curtis
Mr. P. McMahon
Ms. M. Wickham

Also Present:

Ms. K. Adams, Board Secretary
Mr. E.P. Chant, Editor, SAINT, Student Newspaper
Mr. J. Fairley, Vice President, College Communications & Community Relations
Ms. S. Favaro, Manager, President's Office, Corporate Secretary and Ministry Compliance
Mr. W. Habash, Vice President, Academic
Mr. B. Jones, Retirees' Association Observer
Mr. M. Jones, Vice President, Finance & Chief Financial Officer
Mr. R. Lauzon, Manager, Apprenticeships
Ms. H. Nicholson, President, Student Representative Council
Mr. R. Seguin, Vice President, International Relations, Training & Campus Development
Mr. D. Sinnaeve, General Manager, Operations – Engineering & Skilled Trades
Mr. J. Sirianni, Vice President, Human Resources, Safety & Facilities Management
Mr. G. Vrantsidis, Faculty Observer
Mr. L. Zuccato, Chair, School of Skilled Trades and Apprenticeships

Having a quorum of Governors in attendance, the Notice of Meeting and the Agenda having been duly sent to all Board members, the meeting was declared regularly constituted. A copy of the Notice of Meeting/Agenda is attached as **Appendix 'A'**.

Mr. Allen chaired the meeting and Ms. Adams was the recording Board Secretary.

1.0 **Adoption of the Agenda and Declaration of Conflict of Interest**

Hearing no declarations of conflict of interest and no changes to the agenda, it was

RESOLVED THAT the Board
of Governors adopt the Full
Board agenda as distributed.

2.0 **Approval of the Full Board Minutes of the December 4, 2018 Meeting Held in Windsor, ON**

Hearing no amendments, errors or omissions to the minutes, it was

RESOLVED THAT the Board of
Governors approve the Full Board
minutes of the December 4, 2018
meeting.

3.0 **Constituent Reports**

Faculty Observer

Mr. Vrantsidis reported the following on behalf of Faculty:

- The Border Services Student Club led a donation drive, collecting food and winter clothing for the Downtown Mission. They will also be entering a team in the Downtown Mission's "Coldest Night of the Year" walkathon, scheduled for February 23, 2019.
- On Friday, January 18, 2019 a group of twenty-six primary school teachers from Panama arrived for an intensive eight-week English for Academic Purposes training.
- A new articulation agreement has been formed between St. Clair College and Wayne State University (WSU) for the Interior Design program. Graduating Interior Design students are eligible for a full credit transfer, requiring completion of one year at WSU to obtain a Bachelor of Fine Arts in Design.

- Music Theatre Performance:
 - The annual Christmas show was hosted at the Chrysler Theatre in December; Merry Christmas 1930's, and was said to be one of the most popular productions to date.
 - On January 11 and 12, 2019, Canada's National Ballet School hosted the Windsor sessions for their annual audition tour in the Music Theatre Performance studios.
 - The spring production of "Into the Woods" will open on April 20, 2019 and will be directed by Lezlie Wade, producer of "An Ideal Husband" from the 2018 Stratford Festival.
 - Music Theatre students will present a musical version of the Shakespearean comedy, "Twelfth Night" in the studio theatre, opening April 17, 2019.

The Board Chair thanked Mr. Vrantsidis for his report.

Retirees' Observer

Mr. Jones wished the Board a Happy New Year on behalf of the Retirees' Association and reported on the following activities:

- The Christmas luncheon and the Music Theatre Performance was well attended with 135 retirees participating. Mr. Jones thanked the President, Mr. J. Fairley and the SCCCA, on behalf of the Retirees' Association for supporting this activity.
- The Retiree's calendar of events has been published through June 2019, with over 60 activities scheduled.
- The Retirees' Association currently has 268 members registered for 2019 and membership is expected to exceed the 360 from 2018.

The Board Chair thanked Mr. Jones for his report.

Student Representative Council (SRC)

Ms. H. Nicholson reported the following on behalf of the SRC:

- Winter Orientation was hosted at the Windsor and Downtown campuses.
- Welcome Back activities included Dirty Bingo and a Headphone Disco.
- "New Year, New Me" was the focus of Physical Wellness Week held January 11 – 18, 2019. Various activities were held throughout the day; vegetables were distributed, students were encouraged to write down their New Year's resolutions and a nutrition trivia version of Plinko was played.

- The SRC President spoke on behalf of the students at the Polar Plunge Press Release on Friday, January 18, 2019 and preparations are underway for the Windsor Polar Plunge event being held on Friday, February 15, 2019.
- Panjabi MC will be performing in the Student Life Centre on Sunday, January 27, 2018.
- The recent provincial government announcements regarding funding have shifted the focus of the SRC to 2019 – 2020 operations and projections. The SRC is working hard to educate students about the impact that the announcements may have on students. The SRC is also reviewing how they will provide the best college experience, while working within the new policy framework.

The Board Chair thanked Ms. Nicholson for her report.

4.0 **President's Report**

The Chair called on the President to provide her report to the Board.

Ms. France stated that a copy of the President's Report could be found in the Board portfolios and reviewed the following highlights:

- On Saturday, January 5, 2019, the FIRST Robotics competition kicked-off in the Student Life Centre. For the past five years, St. Clair College has supported the local high school FIRST Robotics competition, with a donation of \$1,000 to each team, bringing the current total to \$125,000.
- Saints' Women's Volleyball Head Coach, Jimmy El-Turk has been named by the Ontario Volleyball Association as Head Coach for Team Ontario Girls in the 2021 Canada Games.
- The groundbreaking ceremony for the Sports Park is scheduled for Friday, February 1, 2019.
- The fifth annual S'Aints Sleighing Hunger Charity Concert raised \$66,075 for community food banks.
- The Ministry of Training, Colleges and Universities (MTCU) has issued a survey to all colleges and universities to collect information on real property, flags on display at campuses and asset management plans to be completed by January 28, 2019.
- The design and costing for the Windsor Residence has been determined to be \$23 million, the land lease and partner financing are being finalized.
- The preliminary Day 10 Enrolment Statistics for Winter 2019 stand at 12,145 full-time students which includes 1,280 new students.
- MTCU released the SMA2 2017-2018 Annual Report Back template in December 2018 for completion by January 16, 2019. The Annual Report

Back is used by the Ministry to track institutional progress on SMA2 metric performance, is an important piece of the accountability framework and completion is required for the release of funds on hold-back for colleges, prior to fiscal year-end. Based on historical negotiations, as it pertains to Report Back submissions, the College will provide the final “SMA2 2017-2018 Report Back”, once it has been finalized with MTCU.

- The College Quality Assurance Audit Process (CQAAP) Eighteen Month Follow-Up Report; Current State of Quality Assurance Activities, was submitted on November 29, 2018. The OCQAS Management Board reviewed the report on January 15, 2019 and their feedback was that the report was very well written and that the Board was pleased with the College’s achievements to date.
- The provincial government announced a new tuition framework that will have tuition fees reduced by ten percent in 2019-2020, relative to 2018-2019 and will be frozen for 2020-2021. They have also announced a new approach to student fees; “Student Choice Initiative”, which will require students to pay for essential services, but must allow choice for identified “non-essential fees”.
- The President also noted that the media stories have been sent to the Board members electronically, are posted on the portal and are attached to the minutes.

The President’s report is attached to the minutes as Item #4.0.

5.0 Consent Agenda

The Chair noted the following items that have been provided on the Consent Agenda:

- 5.1 Improve Ministry Metrics as Defined in the Strategic Mandate Agreement as it pertains to increasing the current number of student pathways – 3 in 2018-2019.
- 5.2 Build Research Capacity – Build Faculty and Student Experiences, Knowledge, Skills and Abilities as it Relates to Research.
- 5.3 Support Student Success – Strategies to Support Student Success and Increase Retention.
- 5.4 Support Student Success – The Reduction in the Number of Student Issues and Compliance to Code of Student Rights and Responsibilities.
- 5.5 Support Student Success – Increasing the Number of Students Utilizing Services; tutoring (academic advising, support officers).
- 5.6 Increase Enrolment – Increase Capacity at Chatham Residence – Student Residence expansion completed.

5.7 Manufacturing Engineering Technology – Production Management – Program Update

RESOLVED THAT the Board of Governors receive and approve the contents of the Consent Agenda, as presented.

6.0 Information Items

6.1 Apprenticeship Key Performance Indicators (KPIs)

The Board Chair introduced Mr. Habash, who outlined the information contained in the Apprenticeship Key Performance Indicators (KPIs) report. He provided a PowerPoint presentation that highlighted the following:

Mr. Habash began by introducing Mr. L. Zuccato, Mr. R. Lauzon and Mr. D. Sinnaeve.

- Mr. Habash explained that Apprenticeships run in eight and ten week blocks depending on the level, and have a different intake than the post-secondary semester.
- The Apprenticeship KPIs began as a pilot program in 2013-2014 with St. Clair College as a participant.
- The full survey program began in 2014-2015; however, the results were not publicly released until 2016 – 2017.
- The Apprenticeship KPI survey is the same survey used for post-secondary, with the exception of graduate and employment data.
- Results are released annually in January for the prior academic year, making the results nearly a complete year behind.
- KPI Capstone questions summarize a series of approximately fifteen sub-questions that relate directly to the student's study experience.
- The results of each of the capstone questions show that St. Clair College is trending below the provincial average for the Apprenticeship KPIs and is in the bottom quartile in the college system.
- St. Clair College recognizes the poor results of the Apprenticeship KPIs and has developed an Improvement Plan which includes the following:
 - Creation of a part-time faculty pool.
 - Equipment repair.
 - New academic equipment.
 - Organization of the "Tool Crib" and work areas.
 - Reduced Tool Crib wait times at class start-up.

- Implementation of an electronic preventative maintenance system for equipment.
 - Creation and implementation of an electronic work order system for effective communication.
 - Semester start-up to coincide with post-secondary, for as many programs as possible.
 - Providing after hours services for apprenticeship students.
 - Classroom visits taking place in January, for all apprenticeship classes to solicit feedback.
 - Expanding and implementing the class representative program to apprenticeship students, in collaboration with the SRC, to improve communication.
 - Implementation of evening service hours for the Registrar's Office and Information Technology (IT).
 - Extended food service hours.
 - In-class visits by Registrar's Office staff to explain processes and available services.
- Mr. Habash explained that over the past year, the improvement plan has been in place and is being continuously adjusted to meet any received feedback. The effects of these efforts were not included in these results, as Apprenticeship KPI survey results are a full year behind.
 - Mr. Habash also explained that because apprenticeship students do not normally utilize the same services as the post-secondary student, they often respond neutrally on the survey. Neutral responses are included in the data and as a result, lower the rates of satisfaction.
 - To assist in attaining more relevant data, the Comment Card will be implemented with the Apprenticeship KPI process.
 - The teams working in the FCEM and CCIP have been working diligently to increase quality and satisfaction, and will continue to do so.

After a brief discussion it was,

RESOLVED THAT the Board of
Governors receive the Apprenticeship
Key Performance Indicator
Surveys results, for information.

The Board Chair thanked Mr. Habash for the information.

Mr. Habash's PowerPoint presentation is attached as Item #6.1.

7.0 **Business Arising**

7.1 **Higher Education Summit Update**

The Board Chair asked if any of the Board members who attended the Higher Education Summit in November 2018 had any comments or feedback to share.

- Comments included that the caliber of speaker sessions at the Higher Education Summit 2018 were excellent. A few of the specific speakers that the Board members enjoyed were:
 - Mr. Van Jones, President and founder of the non-profit, Dream Corps and former advisor to the White House.
 - Chantal Hebert, national columnist for the Toronto Star.

8.0 **Monitoring Reports**

8.1 **Financial Update**

The Board Chair introduced Mr. Jones who outlined the information contained in the report on the financial results for the eight months ended November 30, 2018 and provided a PowerPoint presentation, which highlighted the following:

Income Statement

- The surplus at November 30, 2018 was \$46 million, \$14 million higher than the previous year. This variance is primarily due to the following:
 - Increase in International Tuition, Investment Income, International Projects and International Student Recovery revenue.
- The year to date surplus at December 31, 2018 is \$38.7 million.

Revenue:

- Year to date MTCU Operating Grants are trending below the interim budget projection at 58.1% and have decreased over the 2017 comparative period by \$2.87 million or 9.6%. This can be attributed to the increase in the International Student Recovery due to higher International student enrolment.
- Contract Incomes is trending slightly below the interim budget projection at 63.1% and has increased over the 2017 comparative period by \$375,471 or 4.6% due to the following:
 - Reversal of the prior year revenue deferral for the School College Work Initiative.
 - Increase in funding for Employment Ontario, Youth Job Connection and LBS programs.

- Total Tuition revenue is trending above the interim budget projection at 107.1% and is \$45.4 million higher than the 2017 comparative period, primarily due to the following:
 - Increase in International Tuition revenue.
 - Decrease in Domestic Tuition revenue.
- Total Other Income is trending above the interim budget projection at 82.3% and has increased over the 2017 comparative period by \$1.9 million, due to the following:
 - Increase in Investment Income.
 - Increase in International Project revenue; higher application fees due to the increase in International student enrolment.

Expenditures:

- Total Salary & Benefits are below target with the interim budget at 61.1% and have increased over the 2017 comparative period by \$13.6 million. The increases are applicable to all salary categories and are primarily due to the following:
 - Compensation adjustments due to collective bargaining agreements, Bill 148 and the College re-organization.
 - Hiring due to the increased International student enrolment.
- Total Non-Salary expenditures are trending slightly higher than the interim budget projections at 69% and have increased by \$17.8 million, primarily due to the following:
 - Increased Contracted Services Other due to paid/accrued International agent commissions.
 - Increased Insurance expense due to International student health insurance.
 - Increased amortization expense reflecting the full year impact of amortization of the prior year's capital acquisitions.

Ancillary Operations:

- The total Ancillary Operations surplus is trending higher than the interim budget projections at 75.8% and has increased by \$333,087 over the comparative period, due to the following:
 - Increase in the surplus from Banquet operations.
 - Increase in Varsity Sports surplus, due to the timing of the receipt of sponsorship revenue from the Student Athletic Association.

- Decrease in Woodland Hills surplus due to the timing of the lease payment.

In response to a Board member inquiry, Mr. Jones stated that the surplus at fiscal year end will be approximately \$20 million.

After a brief discussion it was,

RESOLVED THAT the Board of Governors receive the report on the financial results for the eight months ended November 30, 2018, as information.

Mr. Jones PowerPoint presentation is attached as [Item #8.1](#).

9.0 **Approval Items**

9.1 **Lieutenant Governor in Council (LGIC) Appointment Cycle**

The Board Chair spoke to this item:

- Four applications for the Lieutenant Governor in Council will be submitted by Friday, January 25, 2019.
- Three applications are reappointment applications and one is a new appointment application.
- The Board will be given additional information as it is received.

10.0 **Policy/By Law Review**

10.1 **Policies 2003 – 1 and 2003 – 2, 2nd Reading**

After a brief discussion it was,

RESOLVED THAT the Board of Governors approve the 2nd reading of Policies 2003 – 1 and 2003 - 2, as presented.

Prior to the adjournment of the meeting, the Chair asked that the Board take a moment of silence to honour Mr. Bernie “Chico” LaBute. Mr. LaBute was the Manager, Athletic Events and Advancement and the Assistant Coach of the Saints Men’s Baseball team who recently and unexpectedly passed.

11.0 **Date of the Next Meeting**

11.1 The next meeting is scheduled for Tuesday, February 26, 2019 in the President's Board Room.

The Full Board meeting adjourned at 7:12 p.m.

MISSION STATEMENT

Transforming lives and strengthening communities through high quality and accessible educational experiences that support career-readiness, innovation, and life-long learning.

ST. CLAIR COLLEGE OF APPLIED ARTS AND TECHNOLOGY

470th FULL BOARD MEETING

of the

BOARD OF GOVERNORS

NOTICE OF MEETING

DATE: Tuesday, January 22, 2019

TIME: 6:30 p.m. – Meeting

PLACE: President's Board Room #342, Windsor Campus

**** NOTE:** Dinner for Constituent Representatives will be served at 5:45 p.m. in the Staff Lounge, prior to the meeting.

AGENDA

- 1.0 ADOPTION OF THE AGENDA AND DECLARATION OF CONFLICT OF INTEREST.
- 2.0 APPROVAL OF THE MINUTES OF THE FULL BOARD MEETING HELD ON TUESDAY, DECEMBER 4, 2018 IN WINDSOR, ON.
- 3.0 CONSTITUENT REPORTS
- 4.0 PRESIDENT'S REPORT
(Policy – Executive Limitations Communication & Counsel #2003-21)

Information Item –The President will present her report to the Board apprising the Board of any new developments since the last meeting.

5.0 CONSENT AGENDA

5.1 Improve Ministry Metrics as Defined in the Strategic Mandate Agreement

Information Item – Administration has provided a report on Strategic Direction #1 – Academic – Continue to increase the current number of student pathways – 3 in 2018 - 2019, attached as Item #5.1.

5.2 Build Research Capacity – Build Faculty and Student Experiences, Knowledge, Skills and Abilities as it Relates to Research

Information Item – Administration has provided a report on Strategic Direction #1 – Academic:

5.2.1 Plan and conduct research professional development sessions and research, scholarship and innovation days for faculty, attached as **Item #5.2.1.**

5.2.2 Engage in regular scholarly dialogue sessions and research with faculty, attached as Item #5.2.2.

5.2.3 Promote exemplary faculty research currently being done to inspire other internal faculty, attached as Item #5.2.3.

5.3 Support Student Success

Information Item – Administration has provided a report on Strategic Direction #2 – Students (Success, Grad Rate, Entrepreneurial, International) – Develop a list of strategies to support student success and increase retention, attached as **Item #5.3.**

5.4 Support Student Success

Information Item – Administration has provided a report on Strategic Direction #2 – Students (Success, Grad Rate, Entrepreneurial, International) – Reduce the number of student issues and compliance to Code of Student Rights and Responsibilities, attached as Item #5.4.

5.5 Support Student Success

Information Item – Administration has provided a report on Strategic Direction #2 – Students (Success, Grad Rate, Entrepreneurial, International) – Increase the number of students (post- secondary/apprenticeships, etc.) utilizing services (tutoring, academic advising, support officers), attached as Item #5.5.

5.6 Increase Enrolment – Increase Capacity at Chatham Residence

Information Item – Administration has provided a report on Strategic Direction #2 – Students (Success, Grad Rate, Entrepreneurial, International) – Student residence expansion completed, attached as Item #5.6.

5.7 Manufacturing Engineering Technology – Production Management – Program Update

Information Item – Administration has provided an update on changes to this program, since being approved by the Board of Governors at the June 26, 2018 meeting, attached as Item #5.7.

6.0 INFORMATION ITEMS

6.1 Apprenticeship Key Performance Indicator (KPI) Surveys

Information Item – Administration has prepared a report and will provide a presentation to review the Apprenticeship KPI results, attached as Item #6.1.

7.0 BUSINESS ARISING

7.1 Higher Education Summit Update
(Policy #2003-6 Cost of Governance)

Information Item – A brief report from the 2018 Higher Education Summit, held in Toronto, ON will be presented to the Board.

8.0 MONITORING REPORTS

8.1 Financial Update

Information Item – A report will be provided to the Board regarding the Financial Update as at November 30, 2018, attached as Item #8.1.

9.0 APPROVAL ITEMS

9.1 Lieutenant Governor in Council (LGIC) Appointment Cycle

Approval Item – The Board Chair will provide information regarding the LGIC appointment process.

10.0 POLICY/BY LAW REVIEW

10.1 Policies 2003 – 1 and 2003 – 2, 2nd Reading

Approval Item – The Board will review Policies 2003 – 1 and 2003 - 2 for approval, attached as Item #10.1.

11.0 DATE OF THE NEXT MEETING

11.1 The next meeting is scheduled for Tuesday, February 26, 2019 in the President's Board Room #342.



TO: BOARD OF GOVERNORS

FROM: PATRICIA FRANCE, PRESIDENT

DATE: JANUARY 22, 2019

RE: ACADEMIC PATHWAYS

SECTOR: WASEEM HABASH, VICE PRESIDENT, ACADEMIC

AIM:

To provide the Board with an update on the Strategic Directions (2018 – 2019). This update pertains to Strategic Direction – #1 – Academic – The commitment to improve Ministry Metrics as defined in the Strategic Mandate Agreement (SMA) to continue to explore academic pathways for students. Specific details include the following:

Goal	Objective	Measure	Deadline
Improve Ministry Metrics as defined in the SMA.	Continue to explore academic pathways for students (college to college, college to university, and university to college).	Increase the current number of student pathways – 3 in 2018 – 2019.	January 2019

BACKGROUND:

St. Clair College has a number of articulation and pathway agreements with post-secondary institutions in Ontario, Canada, and internationally. Through these agreements, graduates may receive transfer credit for several courses, a full semester or a full year (or more) toward additional post-secondary credentials. St. Clair College has also been engaged in Pathways for students in High School, Pre-Apprenticeship, Apprenticeship and University to College. New pathways by school, include the following:

Zekelman School of Business and IT

1. An agreement was established with the Institute of Technology, Tralee in Ireland, which allows graduates of the three-year Business Administration – Accounting program to gain a Bachelor of Business (Honours) degree in two semesters after their successful completion at St. Clair College.
2. St. Clair College successfully collaborated with Limerick Institute of Technology (LIT) in Ireland, to garner a pathway for graduates of the three-year Sport and Recreation Management program to enter into year 4 of LIT's Bachelor of Arts (Honours) in Business Studies with Sports Management degree program, thus creating an appealing “3 + 1” scenario for students wishing to further pursue their post-secondary education.

School of Engineering Technologies

3. An articulation agreement was signed to allow graduates from the Interior Design program to complete a Bachelor of Fine Arts (BFA) in Design with concentration in Interior Design from Wayne State University, College of Fine, Performing and Communication Arts. Graduates taking advantage of this agreement will be able to obtain their degree within one year of registering at Wayne State University.

RECOMMENDATION:

IT IS RECOMMENDED THAT the Board of Governors receive this update on Strategic Direction #1 as it pertains to “Improve Ministry Metrics as defined in the SMA,” as it relates to the continuous exploration for academic pathways for students.



ST. CLAIR

COLLEGE

TO: BOARD OF GOVERNORS

FROM: PATRICIA FRANCE, PRESIDENT

DATE: JANUARY 22, 2019

RE: RESEARCH AND DEVELOPMENT

SECTOR: WASEEM HABASH, VICE PRESIDENT, ACADEMIC

AIM:

To provide the Board with an update on the Strategic Directions (2018 – 2019). This update pertains to Strategic Direction – #1 – Building Research Capacity. Specific details include the following:

Goal	Objective	Measure	Deadline
Build research capacity - Build faculty and student experiences, knowledge, skills and abilities as it relates to research.	Promote interdisciplinary research projects that involve community-based partners and peer institution experts.	Plan and conduct research professional development sessions and research, scholarship and innovation days for faculty.	January 2019
	Provide assistance to faculty with regards to manuscript writing, statistical analysis, submitting manuscripts and completed thesis/dissertations for publication.	Engage in regular scholarly dialogue sessions and research with faculty.	January 2019
	Enhance a competitive research and scholarship College webpage profile.	Promote exemplary faculty research currently being done to inspire other internal faculty.	January 2019

BACKGROUND:

In January 2016, the Board of Governors and the Senior Operations Group established a goal under the 2018 – 2019 Strategic Directions to “Build Research Capacity”.

Strategic goals for Research and Development (R&D) include the following:

St. Clair College partners with local businesses and organizations to address their specific innovation needs through the development, testing, and implementation of new products, services, processes, and technologies. These innovations are then implemented through research and development investment, commercialization activities, and enhanced student and employee training.

Collaborative participation with Applied Research and Development at St. Clair College will help position Windsor-Essex and Chatham-Kent as a competitive region for innovation, generating new revenues and high-value jobs, both locally and throughout Canada.

The following document outlines how Applied Research and Development has addressed the 2018 – 2019 Strategic Plan objectives under the goal of building research capacity.

1. Promote Interdisciplinary Research Projects Involving Local Partners

The measure of this objective is “plan and conduct research professional development sessions, and research, scholarship, and innovation days for faculty”.

To this end, we have conducted the following professional development:

1. The R & D department meets on a weekly basis with faculty, adjunct, and student researchers participating on research projects to ensure that project milestones are achieved. These meetings also offer an opportunity for professional development in the research process.
2. We have recently acquired 3D printing and scanning equipment as the basis for our 3D Innovation Lab, currently housed in the FCEM, in room 2014. We have conducted approximately 6 internal training sessions for our faculty and students on the use of the 3D printers and scanners.
3. Research departmental staff attended a School of Engineering Technologies’ meeting to educate the faculty on the implementation of 3D technologies in research and the classroom, as well as the protocol for conducting 3D print jobs.
4. A session was held with faculty, adjunct, and student researchers on the research process and the roles of researchers.

5. In support of research in the School of Nursing, Applied Research and Development staff meet monthly with the Nursing Committee to provide support and information on research activities.
6. We have participated in approximately 3 conferences, bringing faculty researchers along to expose them to relevant research and potential collaborations.

2. Provide Assistance To Faculty For All Research-Related Activities

The measure of this objective is to “engage in regular scholarly dialogue sessions and research with faculty”.

To this end, we have conducted the following:

1. Over the past year, we have successfully received just shy of \$900,000 in funds to support applied research and development projects, led by our faculty, as well as equipment purchases. These funds have allowed 12 faculty to be directly involved with on-going research projects, and have fostered discussions and grant application submissions with several more faculty members across multiple schools.
2. To support on-going research projects and to remain engaged with faculty and student researchers, we have arranged to meet with lead faculty researchers on a weekly basis to discuss project updates.
3. We have committed to attending the School of Nursing Research and Scholarship Committee’s monthly meetings. Our continuous participation in these meetings provides a mode of dialogue with the School of Nursing, allows us to understand their specific research needs, interests, and activities, enables us to disseminate potential research opportunities, and fosters interest in collaborative projects within St. Clair College and the community.
4. Through our membership with Automation Alley, a Michigan-based consortium with the purpose of promoting Industry 4.0 initiatives, we have been given the opportunity to engage in dissemination activities. The R & D department has provided support to faculty to write two manuscripts to be published in an Automation Alley trade publication.

3. Enhance Competitive Research and Scholarship College Webpage Profile

The measure of this objective is to “promote exemplary faculty research currently being done to inspire other internal faculty”.

To this end, we have conducted the following:

1. Applied Research and Development has updated their webpage where students and potential industry partners can learn about our facilities, thematic research areas, and collaboration opportunities. A link to our webpage can be found on the St. Clair College’s website. www.stclaircollege.ca/appliedresearch/
2. We have distributed an R & D newsletter (Appendix A) internally throughout the College early in the winter semester. This newsletter highlights the successes of the past year, faculty that have been involved in research activities, and upcoming directions.

RECOMMENDATION:

IT IS RECOMMENDED THAT the Board of Governors receive this update on Strategic Direction #1 as it pertains to building research capacity.

Appendix A



January 2019

APPLIED RESEARCH & DEVELOPMENT

Welcome

Welcome to our 2019 Research and Development (R&D) newsletter. The R&D department has 3 priorities:

- (1) Provide students with innovative industry experience,
- (2) Engage faculty in research projects to bring new knowledge into curriculum, and
- (3) Partner with industry to increase economic development.

Accomplishing these priorities contributes to St. Clair's mandate of being a destination College.

Over the past year, the College has conducted:

- 23 grant funded research projects, with
- 20 companies
- 21 researchers (faculty and part-time)
- 39 students

This provides a solid foundation for future growth (and I think we're only scratching the surface of our potential).

The majority of projects have been performed in the School of Engineering Technologies, working with manufacturers in the areas of design, simulation, automation, and additive manufacturing.

Next steps

We are presently expanding our reach into the social sciences, as the College is now eligible to apply for Social Science and Humanities Research Council (SSHRC) grants. Health Sciences is also on our radar, as we explore the eligibility process for Canadian Institutes of Health Research (CIHR) grants. We have also begun discussions with the Zekelman School of Business & IT to incorporate their knowledge in research.

R&D staff

I would like to (re) introduce Michelle Nevett and Victoria Townsend, R&D Program Managers. Michelle has been charged with establishing social science and health science research. Victoria is leading our advanced manufacturing research and will be building on our past success and expanding on additive manufacturing.

3D Innovation Lab

We have officially opened our 3D Innovation Research Lab, with plastic 3D printers and the first Markforged metal 3D printer in Canada, as well as Hexagon 3D scanning equipment. Both the 3D printing

and scanning equipment were purchased with a Natural Sciences and Engineering Research Council (NSERC) grant and matching funds from the College. Although the equipment is dedicated for R&D, it is also available for curriculum purposes. Please contact Victoria to utilize the equipment for curriculum use.

Looking ahead

We close 2018 with great anticipation for next year's innovations and the growth of R&D at St. Clair College.

Peter Wawrow,
Director, Applied R&D



stclaircollege.ca |    

RESEARCH PROJECT SPOTLIGHT



Digital tools are becoming increasingly popular in industry. Using virtual models of molds, we are simulating how they move and testing how much material can be removed while ensuring that they still function. This testing helps to improve designs and saves manufacturing time and money by solving problems proactively.



Additive manufacturing, or more commonly called 3D printing, allows us to manufacture parts that are not possible with any other manufacturing process. We are using this process to enhance accessibility by printing aids for the visually impaired while also creating new designs for molds that reduce manufacturing time making the plastic parts that we all purchase so frequently more affordable.



Machining is constantly advancing to make products faster and to higher standards. We are innovating on the tools and process parameters for producing parts with CNC machines. This means cost savings, time savings, and creating new processes that are enhancing company competitiveness.



Automation and robotics are solutions to reduce worker injuries and replace repetitive and physically straining tasks. We are using robotics to detect parts, pick and place parts, and perform accurate measurements. This means improved worker safety and enhanced manufacturing process repeatability and reliability.

Brewing is a science. Ever wonder what gives beer its taste? We are using chemistry to test the chemical elements, which ultimately means that your beer will taste better. This means improved product quality and customer satisfaction, and ultimately increased sales.

Thank you!

This research is possible because of the hard work of our researchers – students, faculty, and part-time adjunct researchers. We would also like to thank our industry partners and all of our community and college collaborators. Thank you all!





TO: BOARD OF GOVERNORS

FROM: PATRICIA FRANCE, PRESIDENT

DATE: JANUARY 22, 2019

RE: STRATEGIC DIRECTIONS UPDATE – STUDENTS (SUCCESS, GRAD RATE, ENTREPRENEURIAL, INTERNATIONAL)

SECTOR: ACADEMIC – WASEEM HABASH, VICE PRESIDENT

INTERNATIONAL RELATIONS, CAMPUS DEVELOPMENT AND STUDENT SERVICES - RON SEGUIN, VICE PRESIDENT

AIM:

To provide the Board of Governors with a monitoring report on the Strategic Directions (2018–2019). This update is related to Strategic Direction #2 – Students (Success, Grad Rate, Entrepreneurial and International) regarding the development of a list of strategies to support student success and increase retention. Specific details include the following:

Goal	Objective	Measure	Deadline
Support Student Success	Increase Student Success	Develop a list of strategies to support student success and increase retention	January 2019

BACKGROUND:

The Academic Sector in collaboration with Student Services implemented a variety of strategies including:

- Math upgrading to General Machining Pre-Apprentice students is offered free of charge prior to course starting in April.
- Added Technologists to machining classes for WEST (Women’s Enterprise Skills Training of Windsor Inc.) students increasing instructor to student ratios.
- Revised math course outline for Pre Apprentice IMM (Industrial Mechanic Millwright) to align with industry/shop requirements.
- Implementation of SOP’s (Standard Operating Procedures) throughout Ford Centre for Excellence in Manufacturing to ensure equipment proficiency.

- Math “kick starters” delivered for one week in the summer for students entering Engineering – free to all students that have been admitted in 2019.
- Spring offerings of pathways to success courses (courses that have high failure rates) from all semesters.
- School of Nursing “one on one” sessions for all students delivered by Coordinators.
- Continuing of midterm status reports across the institution.
- Introduced THRIVES (Toolbox for Help and Resources to Increase Value and Empower Students), an onboarding initiative to support a student’s transition to College as well as a resource that addresses important notions such as setting goals, understanding the benefits of diversity, etc.
- Enhanced Tutoring – referred to as, “Tutoring 2.0”, the creation of additional English as a Second Language and writing support was developed in response to the influx of international students as well as a recognized need for all students.
- More direct and indirect mental health support has been put in place for students, including having an additional Counsellor as well as creating an on-campus partnership with the Canadian Mental Health Association.
- Improved student services at the downtown campus with additional staff in coordination with the International Department.
- Creation of the St. Clair Tutor Team Blog. This published document will create a training resource for tutor training sessions and meetings. It is ready to publish to the eCampus Ontario Open Textbook Library Catalog where it will be available to read online, and download in pdf print, pdf digital, EPUB (Kobo) and MOBI (Kindle) formats. The College will leverage this resource to enhance Tutor Training within St. Clair College.

RECOMMENDATION:

IT IS RECOMMENDED THAT the Board of Governors receive this update on Strategic Direction # 2 as it pertains to the development of strategies to support student success and increase retention.



TO: BOARD OF GOVERNORS

FROM: PATRICIA FRANCE, PRESIDENT

DATE: JANUARY 22, 2019

RE: STRATEGIC DIRECTIONS UPDATE – STUDENTS (SUCCESS, GRAD RATE, ENTREPRENEURIAL, INTERNATIONAL)

SECTOR: HUMAN RESOURCES, SAFETY AND FACILITIES MANAGEMENT – JOE SIRIANNI, VICE PRESIDENT

INTERNATIONAL RELATIONS, CAMPUS DEVELOPMENT AND STUDENT SERVICES - RON SEGUIN, VICE PRESIDENT

AIM:

To provide the Board of Governors with a monitoring report on the Strategic Directions (2018–2019). This update is related to Strategic Direction #2 – Students (Success, Grad Rate, Entrepreneurial and International) regarding the reduction in the number of student issues and compliance to Code of Student Rights and Responsibilities. Specific details include the following:

Goal	Objective	Measure	Deadline
Support Student Success	Provide clear expectations (Student Code) and supports for success	Reduce the number of non-academic student issues and compliance to Code of Student Rights and Responsibilities	Annually

BACKGROUND:

The College has implemented a number of initiatives to communicate expectations and provide support as it pertains to the student code. Fortunately, we have experienced a decline in the number of student issues from 21 in Fall 2017 to 14 in Fall 2018. It is worth noting that the decrease occurred during a period of significant enrolment growth (21.6%).

The attached chart provides a breakdown of student offences:



TO: BOARD OF GOVERNORS

FROM: PATRICIA FRANCE, PRESIDENT

DATE: JANUARY 22, 2019

RE: STRATEGIC DIRECTIONS UPDATE – STUDENTS (SUCCESS, GRAD RATE, ENTREPRENEURIAL, INTERNATIONAL)

SECTOR: INTERNATIONAL RELATIONS, CAMPUS DEVELOPMENT AND STUDENT SERVICES - RON SEGUIN, VICE PRESIDENT

AIM:

To provide the Board of Governors with a monitoring report on the Strategic Directions (2018-2019). This update is related to Strategic Direction #2 – Students (Success, Grad Rate, Entrepreneurial and International) regarding increasing the number of students (post-secondary/apprenticeship, etc.) utilizing services (tutoring, academic advising, etc.). Specific details include the following:

Goal	Objective	Measure	Deadline
Support Student Success	Provide clear expectations (Student Code) and supports for success	Increase the number of students (post-secondary/apprenticeship, etc.) utilizing services (tutoring, academic advising, etc.)	January 2019

BACKGROUND:

To support Strategic Direction #2 – Students (Success, Grad Rate, Entrepreneurial and International), Administration has been tracking Student Service activities since 2014-2015. This information is critical in assisting Administration in planning student services such as tutoring, counselling and testing. The utilization analysis is attached as Appendix A.

RECOMMENDATION:

IT IS RECOMMENDED THAT the Board of Governors receive this update on Strategic Direction # 2 – Students (Success, Grad Rate, Entrepreneurial and International) as it pertains to increasing the number of students (post secondary/apprenticeship, etc.) utilizing services (tutoring, academic advising, etc.).

APPENDIX A:

STRATEGIC DIRECTIONS UPDATE:

Track the number of students utilizing services at all campuses

Tutoring Services (semester total)	# of requests	# of appointment students	# of walk-in visits	# of walk-in students	# of students using both appointment & walk in	# of students receiving tutoring
Spring & Fall 2014, Winter 2015	2,382	1,081	1,153	416	179	1,318
Spring & Fall 2015, Winter 2016	2,446	1,078	1,971	566	278	1,366
Spring & Fall 2016, Winter 2017	2,157	1,169	1,506	521	210	1,480
Spring & Fall 2017, Winter 2018 (final)	2,071	1,165	2,156	734	214	1,685
Spring & Fall 2018 (as of date)	1,969	1,030	2,183	787	236	1,581

Library Services (calendar year and budget year)	# of in-class information literacy sessions	# of students in information literacy sessions	# of library item circulations/uses	# of online reference questions (askON)	# of eBook uses	Full-text articles accessed from EBSCO databases
From April 1 – December 31, 2015	47	1,318	8,455	100	1,002	Note 2
From April 1 – December 31, 2016	55	1,869	8,410	153	1,264	35,261
From April 1 – December 31, 2017	44	1,791	6,527	142	Note 1	28,376
From April 1 – December 31, 2018	68	2,309	10,429	310	1,420	48,161
From April 1, 2014 - March 31, 2015	69	2,024	14,860	117	n/a	45,297
From April 1, 2015- March 31, 2016	63	1,517	12,982	164	1,473	54,490
From April 1, 2016- March 31, 2017	77	2,592	12,482	246	Note 1	58,745

Note 1 - eBook use was suspended and being reactivated

Note 2 - There was a flaw in the automatic report for EBSCO full text – re: duplicating multiple results.

Student Services (calendar year and budget year)	Counselling	Testing	Assistive Technologist Supports	Learning Strategist Supports	Assistive Technologist/ Learning Strategist supports	Admissions & External Testing
	Personal / Career / Educational Planning / Accessibility	Accommodated and make up	Alternate format and training provided	Learning Strategy Sessions	Thames Campus Combination of Assistive Tech and Learning Strategist	Non-SCC students
From April 1-December 31, 2015	4,333	6,440	582	264	n/a	890
From April 1-December 31, 2016	4,284	7,680	680	186	n/a	1,026
From April 1-December 31, 2017	4,289	7,364	674	674	n/a	848
From April 1-December 31, 2018*	5,992	9,426	736	263	792	642
From April 1, 2014 - March 31, 2015	5,054	7,626	1,041	327	n/a	982
From April 1, 2015- March 31, 2016	5,699	9,047	869	330	n/a	1,141
From April 1, 2016- March 31, 2017	5,844	11,137	858	418	n/a	1,189

*Note: Based upon a review of past statistics, prior numbers did NOT include Chatham Campus.

In addition, the Chatham Assistive Technologist and Learning Strategist data cannot be separated as one person handles both roles. As a result, a column was added to include the combination.



TO: BOARD OF GOVERNORS

FROM: PATRICIA FRANCE, PRESIDENT

DATE: JANUARY 22, 2019

RE: STRATEGIC DIRECTIONS UPDATE – STUDENTS (SUCCESS, GRAD RATE, ENTREPRENEURIAL, INTERNATIONAL)

SECTOR: INTERNATIONAL RELATIONS, CAMPUS DEVELOPMENT AND STUDENT SERVICES - RON SEGUIN, VICE PRESIDENT

AIM:

To provide the Board of Governors with a monitoring report on the Strategic Directions (2018 – 2019). This update is related to Strategic Direction #2 – Students (Success, Grad Rate, Entrepreneurial and International) regarding the building and expansion of the student residence in Chatham. Specific details include the following:

Goal	Objective	Measure	Deadline
Increase Enrolment	Increase Capacity at Chatham Residence	Student Residence Expansion Completed	January 2019

BACKGROUND:

St. Clair College identified increased “on campus” accommodation as an important component in growing enrolment in Chatham. As a result, a total of 6 new units (24 beds) have been added to the residence section on the Chatham campus at no cost to the College. This creates total capacity in Chatham to 72 beds.

Additionally, a 600 square foot common room was constructed that will allow for both recreational and study space adjacent to the newly constructed units. Construction was complete in August 2018 and all units are fully occupied.

RECOMMENDATION:

IT IS RECOMMENDED THAT the Board of Governors receive this update on Strategic Direction # 2 as it pertains to the increase in capacity at the Chatham Residence.



ST. CLAIR

COLLEGE

TO: BOARD OF GOVERNORS

FROM: PATRICIA FRANCE, PRESIDENT

DATE: JANUARY 22, 2019

**RE: MANUFACTURING ENGINEERING TECHNOLOGY ADVANCED
DIPLOMA – ADVANCED PRODUCTION MANAGEMENT PROGRAM –
REVISION**

**SECTOR: ACADEMIC
WASEEM HABASH, VICE PRESIDENT, ACADEMIC**

AIM:

To inform the Board of Governors of revisions to a program recently approved with the title of Manufacturing Engineering Technology – Advanced Production Management Ontario College Advanced Diploma program.

BACKGROUND:

On June 26, 2018, the Board of Governors approved the submission for a new program, entitled, Manufacturing Engineering Technology – Advanced Production Management. The initial program submission, inclusive of budget, is attached for reference (Appendix A).

Revisions Impacting the Program Proposal

Revision of Name Modifier

Submission of the program proposal to the Credential Validation Service (CVS) for approval was denied, due to the word “Advanced” in the modifier of the proposed program title. St. Clair College does not take issue with the recommendation from CVS to eliminate the word “Advanced” from the program title modifier. Therefore, the title of the program has officially changed to *Manufacturing Engineering Technology – Production Management*.

Tuition Change

St. Clair College administration also discovered through communication with the Ministry that tuition fees for this program can be increased from \$1,450.00 per semester to \$1,936.00 per semester.

This increase will not impact student enrolment as it is in line with similar programs in the province. The increased revenue will improve the eight-year net present value (NPV) of the program from \$476,211 to \$875,073. The revised budget is attached (Appendix B).

RECOMMENDATION:

IT IS RECOMMENDED THAT the Board receives the report on the revisions to the three-year formerly titled Manufacturing Engineering Technology – Advanced Production Management Ontario College Advanced Diploma Program for information.



ST. CLAIR

COLLEGE

TO: BOARD OF GOVERNORS

FROM: PATRICIA FRANCE, PRESIDENT

DATE: JUNE 26, 2018

RE: REQUEST FOR NEW PROGRAM
MANUFACTURING ENGINEERING TECHNOLOGY ADVANCED DIPLOMA – ADVANCED
PRODUCTION MANAGEMENT PROGRAM
MANUFACTURING ENGINEERING TECHNICIAN – INTEGRATED PROCESS MAINTENANCE
DIPLOMA PROGRAM

SECTOR: ACADEMIC
WASEEM HABASH, VICE PRESIDENT, ACADEMIC

AIM:

To request approval to deliver a two-year Manufacturing Engineering Technician – Integrated Process Maintenance Ontario College Diploma and a three-year Manufacturing Engineering Technology – Advanced Production Management Ontario College Advanced Diploma program, both commencing September 2019. This is a combined program.

BACKGROUND:

The proposed Manufacturing Engineering Technician – Integrated Process Maintenance and Manufacturing Engineering Technology – Advanced Production Management programs, are recommended for the following reasons:

1. Closes the skills gap in a high-demand vocational sector;
2. Enhances employability skills;
3. Supports applied research and other initiatives with industry and community partners;
4. Supports local business and manufacturing bases;
5. Synergies with other programming within the School of Engineering Technologies to create inter-professional education opportunities;
6. This program is proposed by the Industry Action Committee.

PROGRAM DESCRIPTION:

The Manufacturing Engineering Technician – Integrated Process Maintenance program prepares students with the specialized skills necessary in the modern manufacturing sector. Students will learn a unique blend of theoretical knowledge and advanced practical skills used throughout the manufacturing environment. The program will enable students to learn numerically controlled machine programming, production planning, tool design, injection molding, stamping, robotic welding, advanced machining, value and maintenance engineering, and lean

manufacturing practices. The skills learned will allow students to be a valuable part of the manufacturing team and possess the skills necessary to work in the ever-changing manufacturing sector.

Employment opportunities for graduates could include, but are not limited to, industrial engineering technician, manufacturing technician, planning technician, plastics manufacturing technician, scheduling technician, time study analyst, production line technician, and quality control technician. Industrial engineering and manufacturing technicians may work independently or provide technical support and services in the development of production methods, facilities and systems, and the planning, estimating, measuring, and scheduling of work. They are employed by manufacturing companies, government departments, and establishments in other industries.

The Manufacturing Engineering Technology – Advanced Production Management program prepares students with the specialized skills necessary in the modern manufacturing sector in manufacturing management and industrial engineering. Students will learn a unique blend of theoretical knowledge and advanced practical skills used throughout the manufacturing environment. The program will allow students to learn numerically controlled machine programming, production planning, tool design, injection molding, stamping, robotic welding, advanced machining, value and maintenance engineering, automation, and robotics. They will also learn programming applications, automation systems integration, technical sales, quality assurance, and production planning. The program shares common curriculum with the two-year Manufacturing Engineering Technician – Integrated Process Maintenance program and builds on the broader knowledge in manufacturing methods and industrial automation, while advancing their skills in project, quality and team management, culminating in a capstone project in their final year. The skills learned will allow students to be a valuable part of the manufacturing team and have the skills necessary to work in the ever-changing manufacturing sector.

Employment opportunities for graduates could include, but are not limited to, industrial engineering technologist, manufacturing technologist, planning technologist, plastics manufacturing technologist, scheduling technologist - manufacturing, time study analyst, production line technologist, pulp and paper manufacturing technologist, production supervisor, production line leaders, and quality control manager.

The two-year technician program will be developed parallel to the three-year technology program, with shared curriculum. Both programs will offer an “optional” co-operative education component with an industry partner. The term “optional” allows the decision by the students to enter into a competitive co-operative education stream, where the students have the opportunity to compete through an unbiased interview and selection process for a finite number of work term placements. The employers decide on the successful candidates. It is the ultimate goal of the program to have sufficient work term opportunities for all students; however, due to the competitive nature and fluctuating markets and enrolment, not all students who compete are guaranteed to achieve a work term. Students who are not successful in the competition will not be impeded on their ability to persist and graduate. The technician program will consist of an optional co-op of three terms, whereas the technologist program will have the option of four co-op terms.

ADMISSION REQUIREMENTS:

OSSD with the majority of courses at the College (C), University (U), University/College (M) or Open (O) level, plus:

- Grade 12 Math (C) or (U)
- Senior level Physics (C) or (U)

MEETS ST. CLAIR COLLEGE'S STRATEGIC DIRECTIONS:

This program concept is consistent with the following College Strategic Directions:

- (1) Establishing strong industry connections;
- (2) Increasing enrolment;
- (3) Applied research and other initiatives with industry and community partners;
- (4) Addressing the skills' gap in the manufacturing sector.

MEETS ST. CLAIR COLLEGE'S STRATEGIC MANDATE AGREEMENT:

This program concept is consistent with the Strategic Mandate Agreement 2 (SMA2) in the program area of strength of Industrial Technology. The proposed program area is driven by our local manufacturing and industry leaders to develop the next generation of skilled technicians to meet their evolving needs. This industry is core to Windsor-Essex County and aligns well with the College's SMA2. It will meet student and industry demand needs and leverage existing facilities and expertise.

LABOUR MARKET RESEARCH:

Manufacturing technologists and technicians fall under National Occupation Classification (NOC) 2233. Technicians and technologists may provide technical support and services, or work independently in the development of production methods, systems, facilities, planning, measuring, and scheduling of work. Graduates may typically find employment in manufacturing companies, government departments, and in other industries. Job titles include manufacturing technician, manufacturing technologist, quality assurance technologist or technician, time study analyst, scheduling technician manufacturing, and loss prevention technologist manufacturing.

Program Indicators for Comparable Programs for the 2015-2016 Reporting Cycle

College	Program	Graduation Rate	Employment Rate
Fanshawe College	57000 - Technician	81%	100%
Fanshawe College	67000 - Technologist	93%	80%

EMPLOYMENT PROSPECTS:

Over the 2017-2019 period, the employment outlook is expected to be fair in the Windsor-Sarnia Region and in Ontario for manufacturing technicians and technologists (NOC 2233). Employment in these occupations has improved in the province over the past few years and should remain steady in the short term. The gradual improvement in Ontario's manufacturing, along with greater industrial activity, may raise demand for these workers in the near term. Employment growth will lead to several new positions and a moderate number of positions will become available due to retirements. Candidates who possess knowledge of lean manufacturing practices, quality control, related software, such as computer-assisted drafting (CAD) and planning tools, have more favourable job prospects.

According to the 2015-2024 National Outlook Survey, the labour demand and labour supply are expected to be in line for this group. In 2014, there was a provincial labour force of 15,700 employees in this field within Ontario. The median age of workers was 41 years of age, with an average retirement age of 60.

STUDENT DEMAND RESEARCH:

Manufacturing Engineering Technician – Integrated Process Maintenance

There are five colleges (Algonquin, Fanshawe, Loyalist, Mohawk, and Sault) in Ontario which offer similar programs under the 57000 code. The two colleges within our region that offer similar programming are Fanshawe and Mohawk. Fanshawe College's program is similar to the proposed St. Clair College program since it offers co-op, while Mohawk's program focuses on Manufacturing Engineering Technician - Automation, with or without internship.

Applications and registrations to programs under 57000 for comparator programs at Fanshawe, Sault, Loyalist, Mohawk, and Algonquin are given in Figures 1 and 2, respectively.

Figure 1 represents applications for comparator programs for the years 2012 - 2016 from Ontario College Application Service (OCAS).

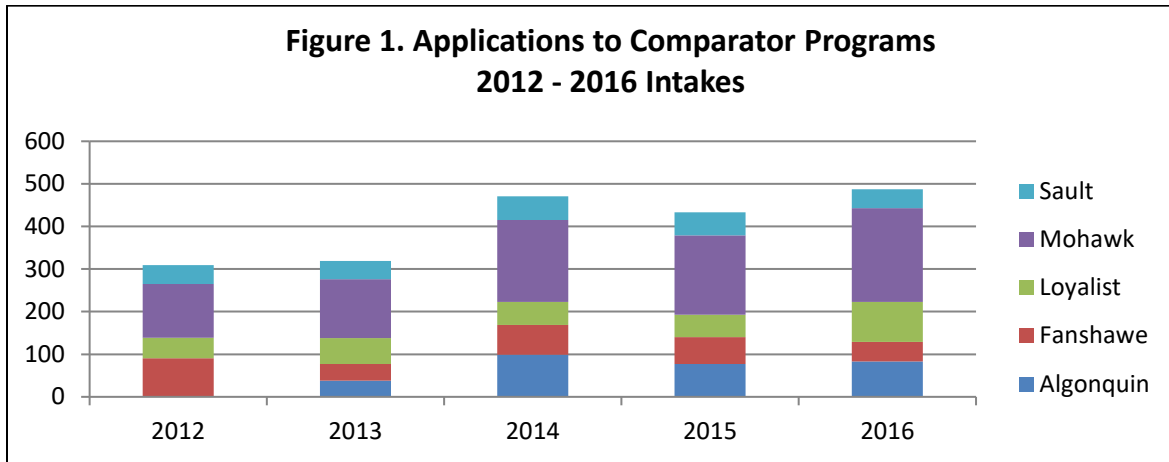


Figure 2 represents registrations for comparator programs for 2012 - 2016 from OCAS.

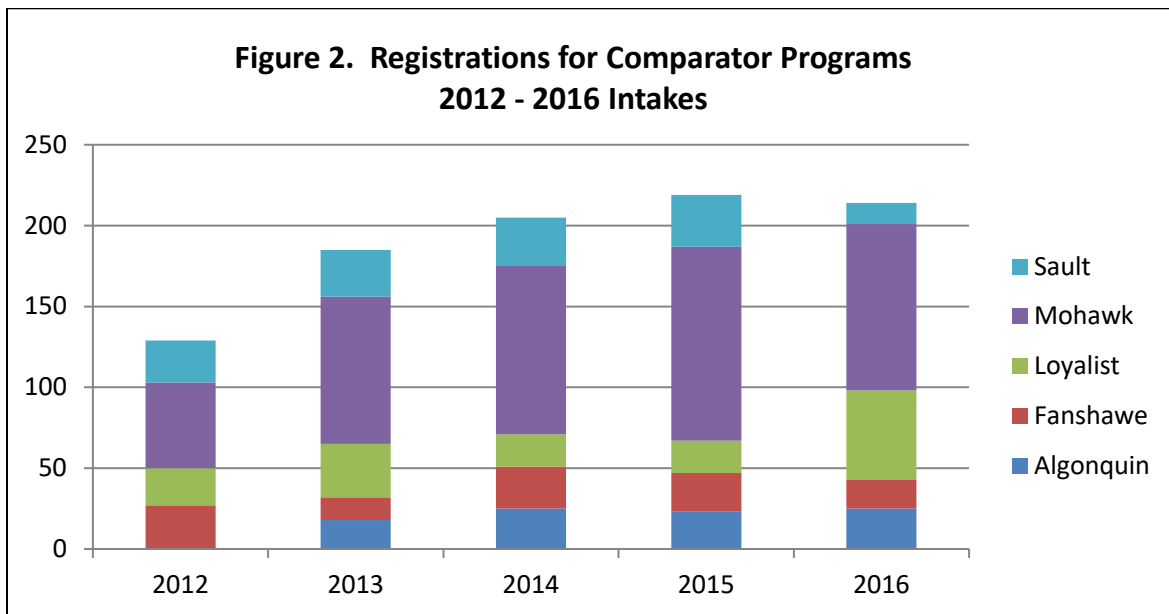


Figure 3 represents the 2016 application data for program choice for the comparator programs. The program at Mohawk had the highest number of first choice applicants, followed by Loyalist.

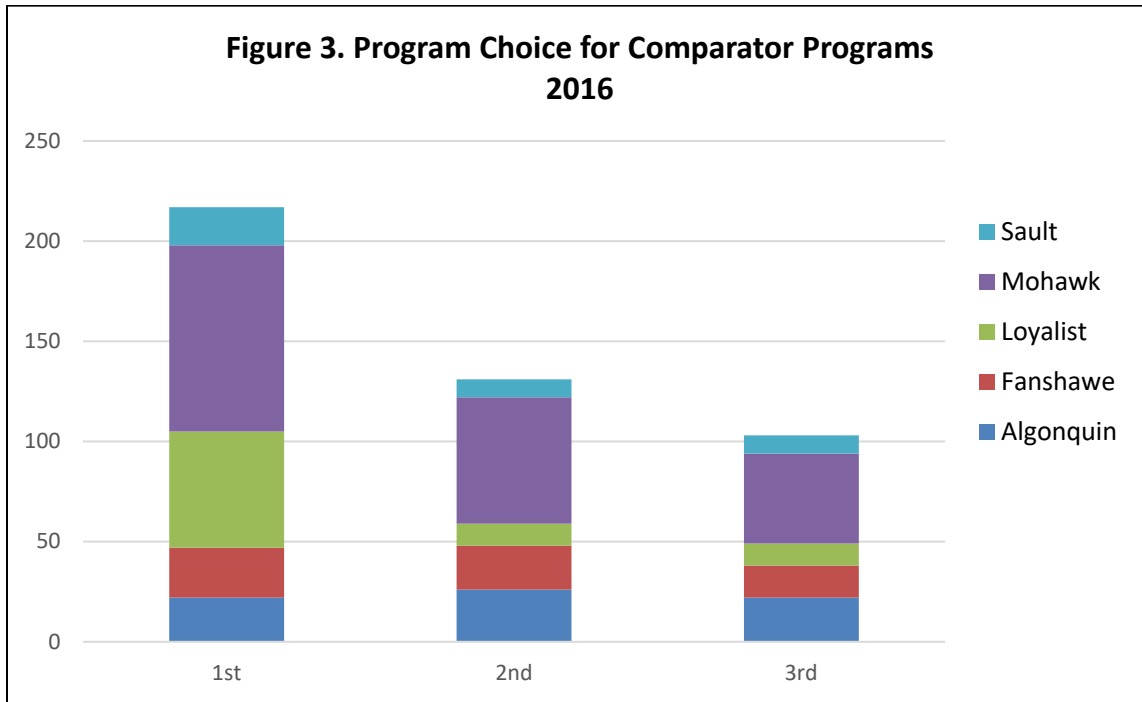


Figure 4 represents application data, divided into direct or indirect applicants for all the programs in the system. There seems to be more indirect applications than direct applications and it is possible that the same trend will be observed for the proposed St. Clair College program.

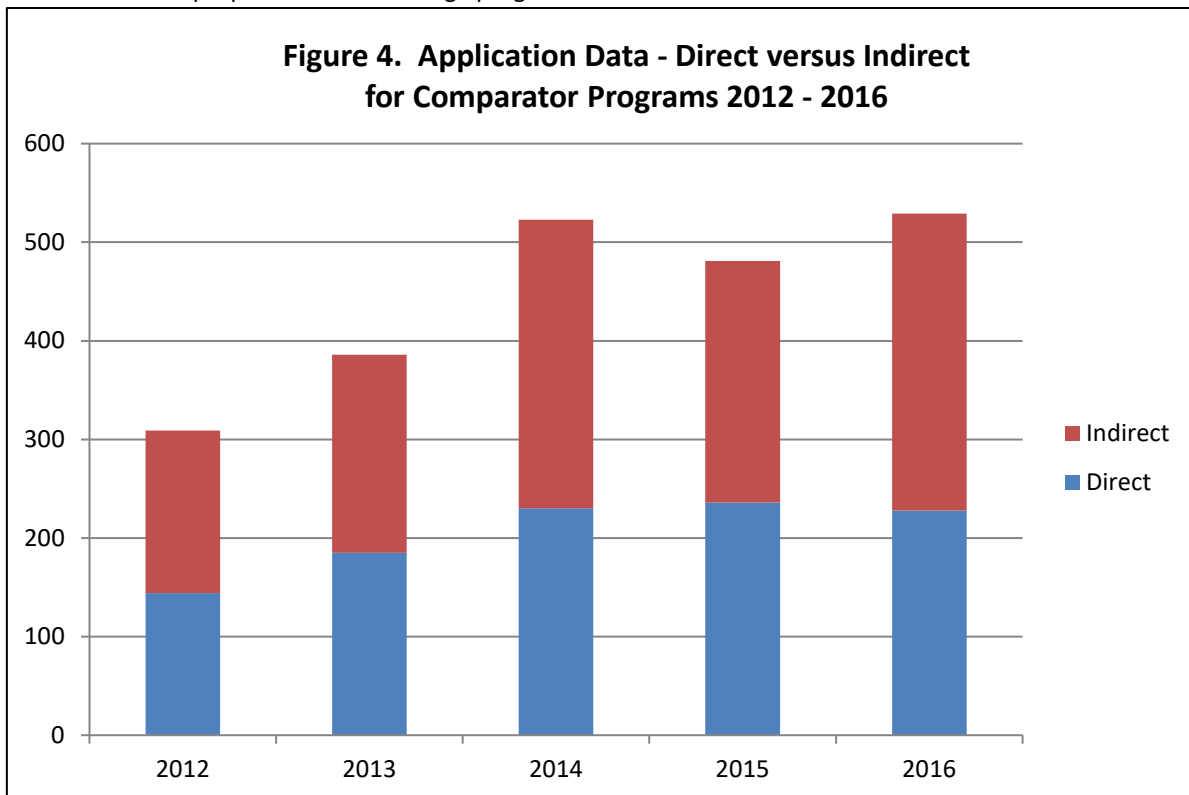


Figure 5 summarizes the student age on registration for the comparator programs for the 2016 intake period for the five current programs running. Considering that the age profile of the typical St. Clair College student is above the provincial average, it is expected that the student age profile will be very similar to the overall profile presented.

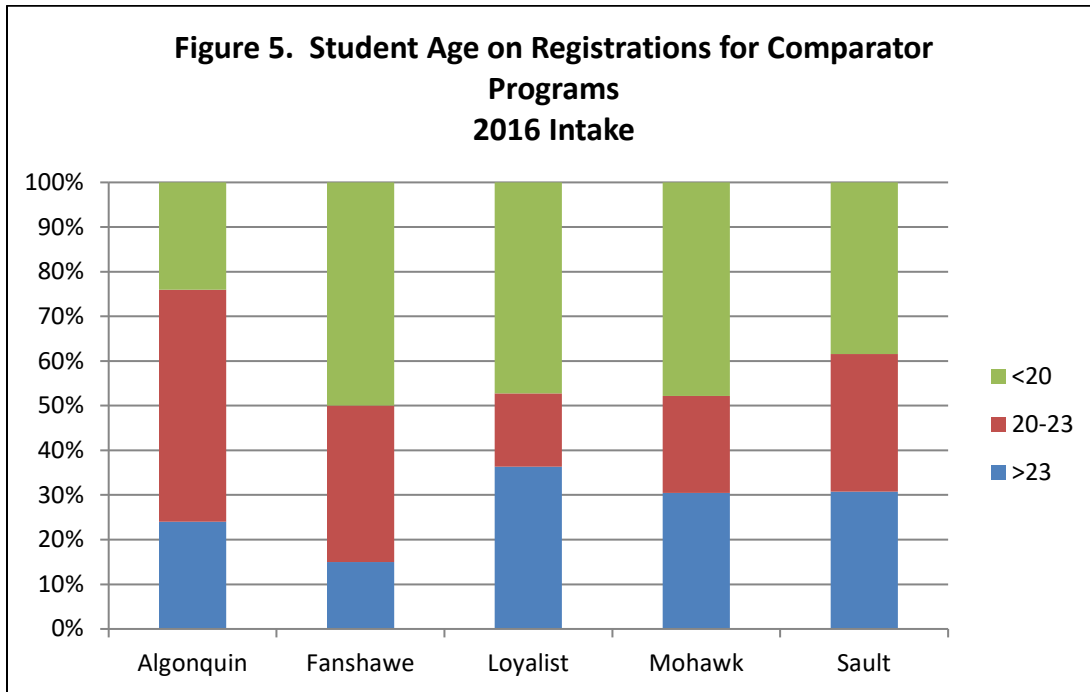
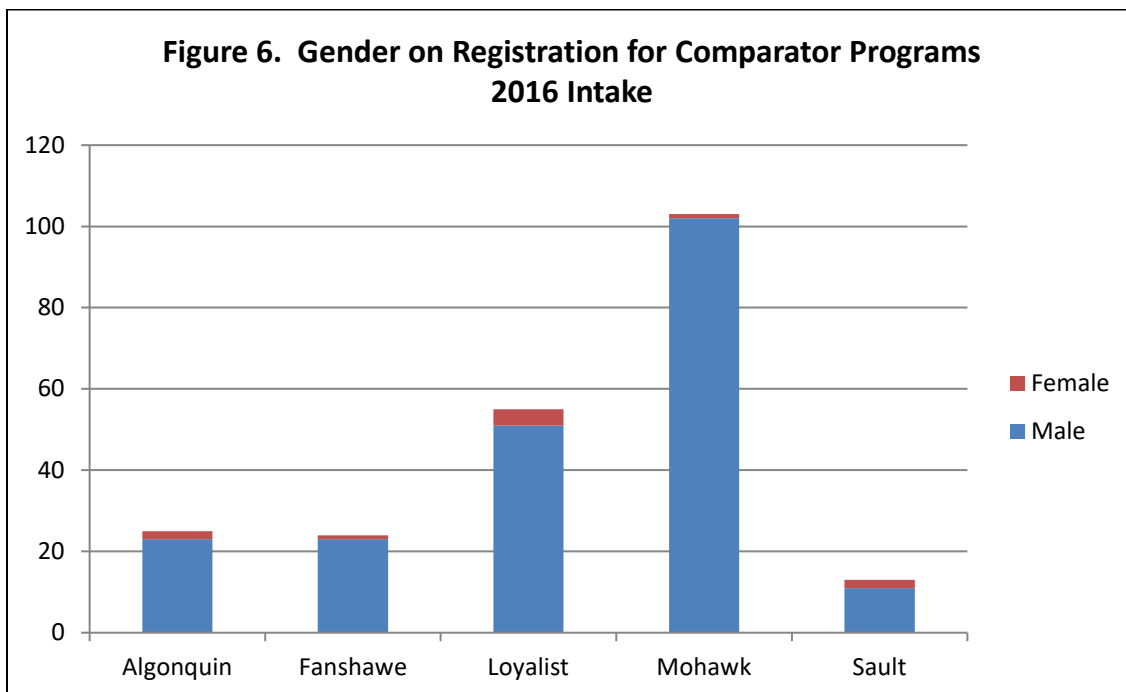


Figure 6 shows that there is a high majority of male students registered in the comparator programs. As with many engineering programs, male students outnumber female students.



STUDENT DEMAND RESEARCH:

Manufacturing Engineering Technology – Advanced Production Management

There are two colleges (Fanshawe and Conestoga) in Ontario which offer the same program under the 67000 code. Both colleges are located within the same region as St. Clair College. Conestoga offers a Manufacturing Engineering Technology-Welding and Robotics co-op optional program. Fanshawe’s program is a traditional co-op program similar to the proposed St. Clair College program.

Applications and registrations to programs under the 67000 code for comparator programs at Fanshawe and Conestoga are given in Figures 7 and 8, respectively.

Figure 7 represents applications for comparator programs for the years 2012 - 2016 from OCAS. Fanshawe students apply to the first year of their Manufacturing Engineering Technician program and, therefore, application numbers are not available as a comparator.

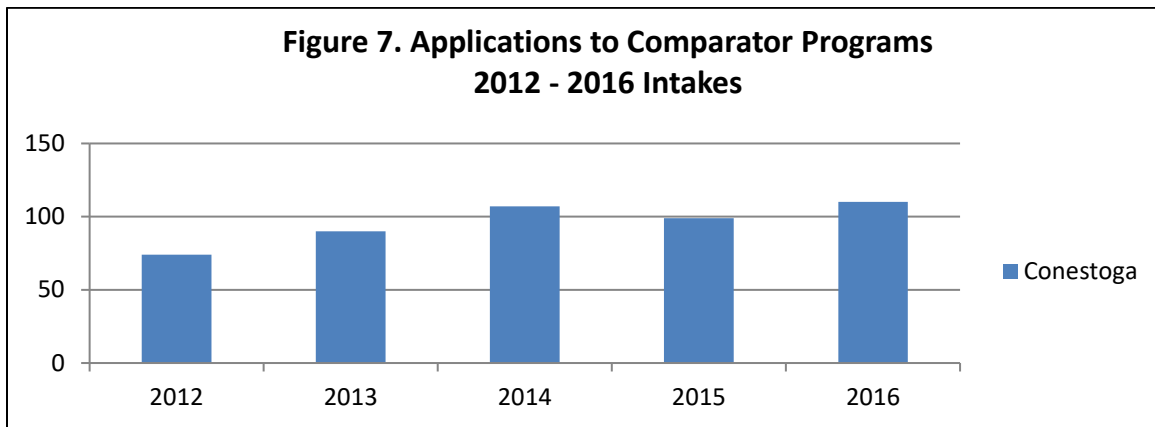


Figure 8 represents registrations for comparator programs for 2012 - 2016 from OCAS.

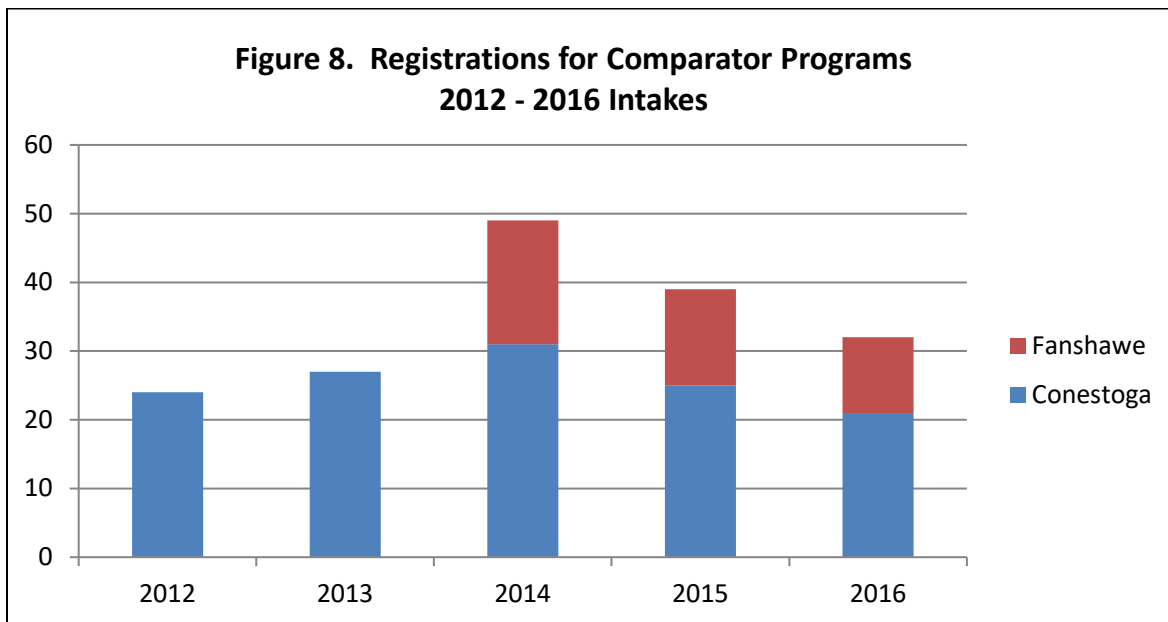


Figure 9 represents the 2016 application data for program choice for the comparable programs. The program at Conestoga had the highest number of first choice applicants.

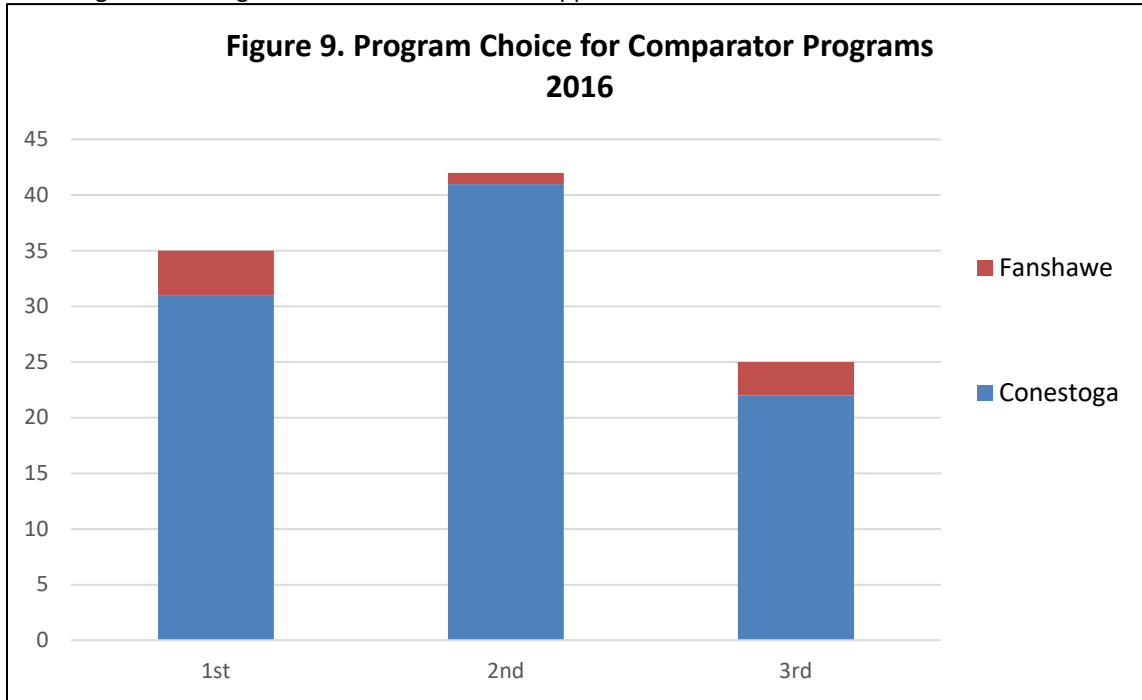


Figure 10 represents application data, divided into direct or indirect applicants for all the programs in the system. There seems to be slightly more direct than indirect applications, and it is possible that the same trend will be observed for the proposed St. Clair College program.

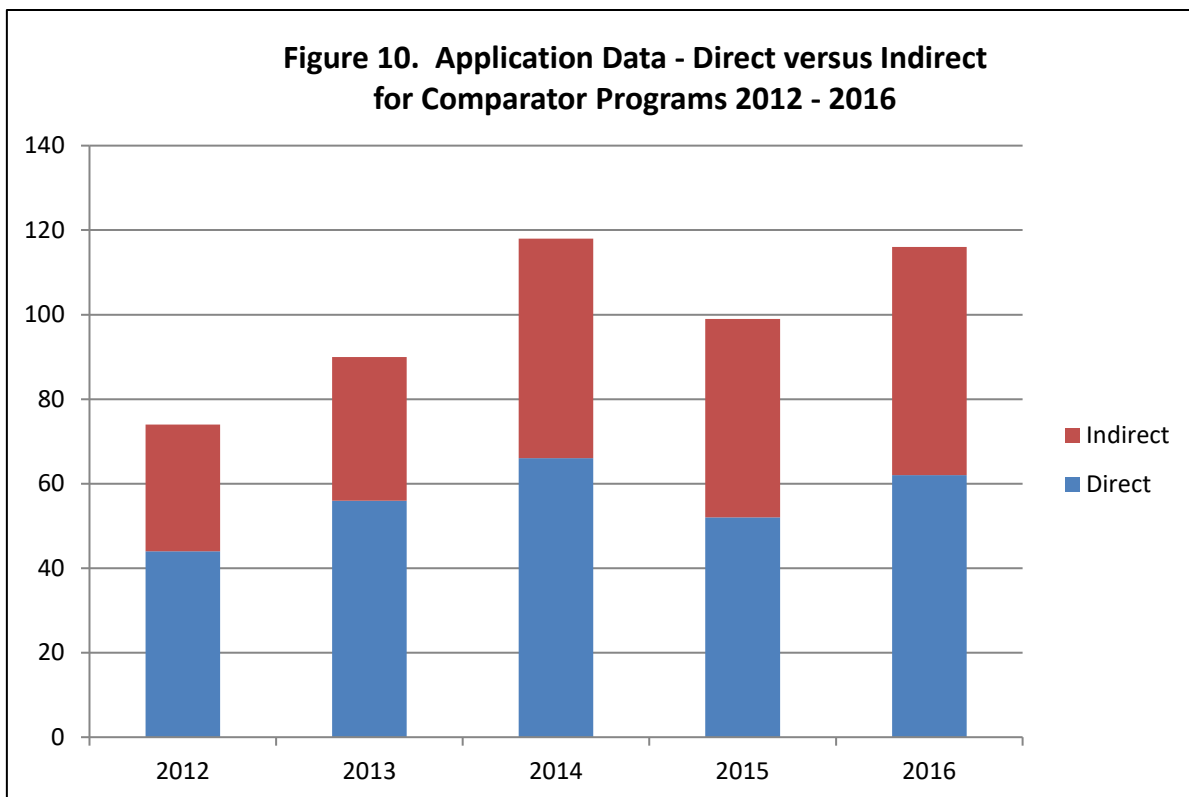


Figure 11 summarizes the student age on registration for the comparable programs for the 2016 intake period for the two current programs running. Considering that the age profile of the typical St. Clair College student is above the provincial average, it is expected that the student age profile will be very similar to the overall profile presented.

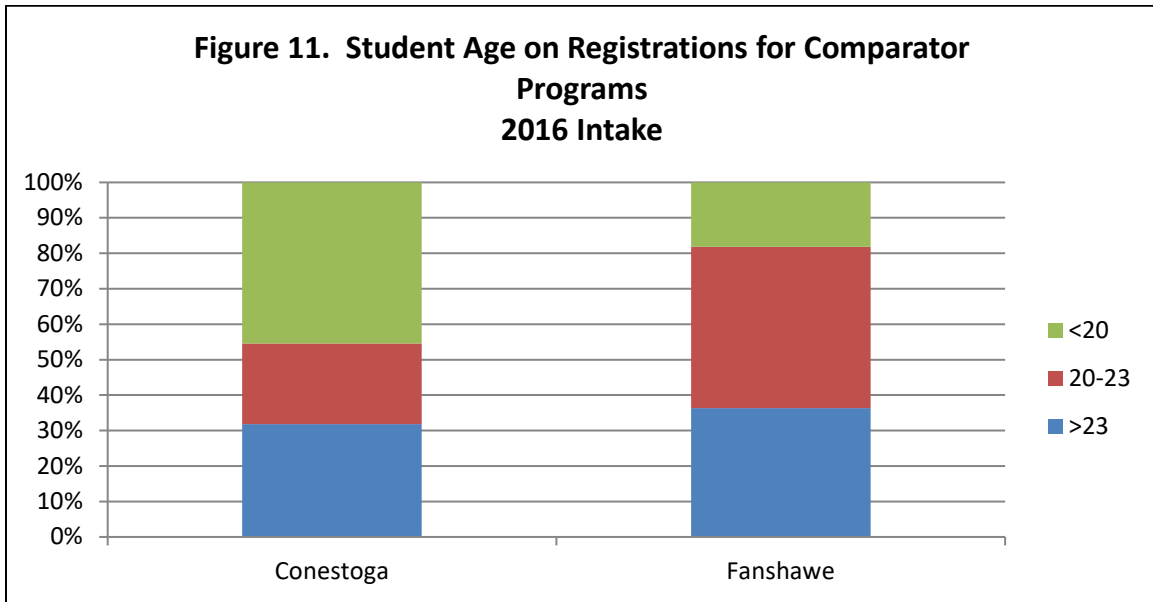
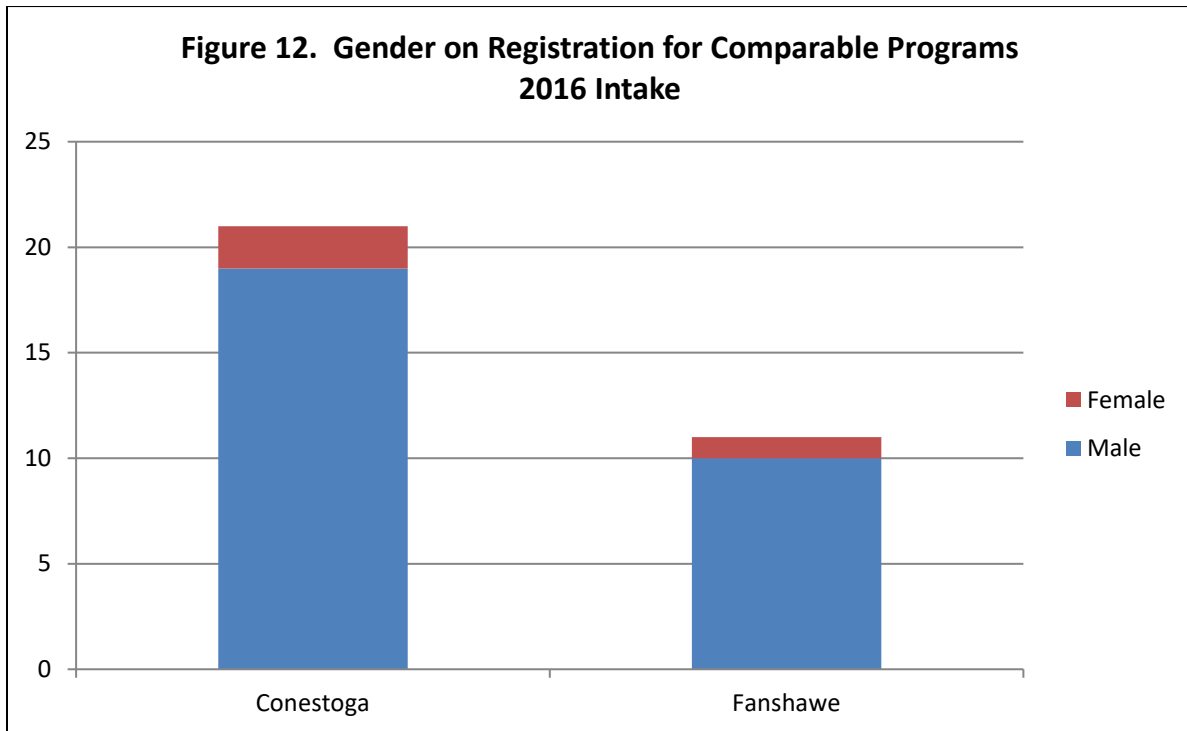


Figure 12 shows that there is a high majority of male students registered in the comparator programs. As with many engineering programs, male students outnumber female students.



FINANCIAL IMPACT:

A pro-forma budget was created to show the cost/revenue of both the two-year and three-year programs combined, given they share curriculum and related delivery costs. Please see attached budget. The 8-year net present value for the program is a positive \$476,211. Additional factors that would improve this net profit include:

- **Reduction of start-up costs** - Equipment and renovation costs are likely to be supported by industry partners, including those represented on the Industry Action Committee, but these costs are included in the budget as specific commitments from these partners are not finalized and will come later.
- **Growth** – This program will be highly marketable due to the industry support around the model and delivery, and will stand out from other engineering or co-op programs, making the prospect for growth feasible and likely.
- **International students** - A small group of international students is included in the attached budget proposal (20 students starting each year). The existing delivery costs for lectures can absorb the additional students, with only the addition of lab sections for specific classes adding to the delivery cost. The revenue for an international student is immediate compared to the delay in grant for the domestic students. If the program is popular internationally, there will be room to grow this student base.

The budget is delivered in its most conservative format, as it is supported and proposed by our local industry leaders from the Industry Action Committee and it does show that the program, once the ministry funding is at 100%, will be cost feasible.

As a general note, beginning in 2019-20, the core operating grant will be determined based on the corridor funding model. Under this model, a college's core operating grant remains static, as long as the college's weighted funding unit (WFU) enrolment remains within the +3%/-7% range from its midpoint.

ADHOC PROGRAM ADVISORY COMMITTEE RECOMMENDATION:

The Program Advisory Committee assembled from the appropriate industry stakeholders that would employ graduates of the proposed programs approved the proposal for a two-year Manufacturing Engineering Technician – Integrated Process Maintenance Ontario College Diploma and the three-year Manufacturing Engineering Technology – Advanced Production Management Ontario College Advanced Diploma Program, both commencing in September 2019. Included in this package is the Ad-Hoc Program Advisory Committee Minutes inclusive of the motion and approval.

RECOMMENDATION:

IT IS RECOMMENDED THAT the Board approves the request for a two-year Manufacturing Engineering Technician – Integrated Process Maintenance Ontario College Diploma/three-year Manufacturing Engineering Technology – Advanced Production Management Ontario College Advanced Diploma Program, both commencing in September 2019.

Program Budget

Name of program: Manufacturing Engineering Technology - Advanced Production Mangement (3-Year) & Manufacturing Engineering Technician - Integrated Process Maintenance (2-Year)								
Enrolment :	Year 1	Year 2	Year 3	Year 4	Year 5	Year 6	Year 7	Year 8
AAL 1 (Groups A&B Combined) (9)	48	48	48	48	48	48	48	48
AAL2A	20	20	20	20	20	20	20	20
AAL 2B	20	20	20	20	20	20	20	20
AAL 3A	0	16	16	16	16	16	16	16
AAL 3B	0	16	16	16	16	16	16	16
AAL4A	0	16	16	16	16	16	16	16
AAL 4B	0	16	16	16	16	16	16	16
AAL 5A	0	0	8	8	8	8	8	8
AAL 5B	0	0	8	8	8	8	8	8
AAL 6(Groups A&B Combined)	0	0	16	16	16	16	16	16
Total Student Enrolment:	88	152	184	184	184	184	184	184
Revenue:								
Tuition per semester (1)	\$1,450	\$1,494	\$1,538	\$1,584	\$1,632	\$1,681	\$1,731	\$1,783
# of Students	88	152	184	184	184	184	184	184
Total Tuition Revenue A	\$127,600	\$227,012	\$283,048	\$291,540	\$300,286	\$309,294	\$318,574	\$328,130
Deemed Grant per funding unit (2)	\$4,150	\$4,150	\$4,150	\$4,150	\$4,150	\$4,150	\$4,150	\$4,150
FTE's	0.00	0.00	24.15	65.87	115.44	140.86	148.72	148.72
Total Grant Revenue B	\$0	\$0	\$100,227	\$273,347	\$479,076	\$584,578	\$617,188	\$617,188
Tuition per INTERNATIONAL Student semester (1) (10)	\$5,750	\$5,923	\$6,100	\$6,283	\$6,472	\$6,666	\$6,866	\$7,072
AAL1	20	20	20	20	20	20	20	20
AAL2	17	17	17	17	17	17	17	17
AAL3	0	14	14	14	14	14	14	14
AAL4	0	14	14	14	14	14	14	14
Total INTL Student Enrollment	37	65	65	65	65	65	65	65
Total INTL Tuition Revenue C	\$212,750	\$384,963	\$396,511	\$408,407	\$420,659	\$433,279	\$446,277	\$459,665
International Student Recovery (11) D	(\$13,875)	(\$24,375)	(\$24,375)	(\$24,375)	(\$24,375)	(\$24,375)	(\$24,375)	(\$24,375)
Cooperative Educaiton Fees per semester (12)	\$446	\$446	\$446	\$446	\$446	\$446	\$446	\$446
Coop #1 (Group B)	20	20	20	20	20	20	20	20
Coop #1 (Group A)	20	20	20	20	20	20	20	20
Coop #2 (Group B)	0	16	16	16	16	16	16	16
Coop #2 (Group A)	0	16	16	16	16	16	16	16
Coop #3 (Group B)	0	16	16	16	16	16	16	16
Coop #3 (Group A)	0	16	16	16	16	16	16	16
Coop #4 (Group B)	0	0	8	8	8	8	8	8
Coop #4 (Group A)	0	0	8	8	8	8	8	8
#Students on coop (All terms excluding AAL1 & AAL6)	40	104	120	120	120	120	120	120
Total Co-op Fee Revenue E	\$17,840	\$46,384	\$53,520	\$53,520	\$53,520	\$53,520	\$53,520	\$53,520
Total Revenue (A + B + C + D + E)	\$344,315	\$633,984	\$808,931	\$1,002,438	\$1,229,166	\$1,356,296	\$1,411,184	\$1,434,128
Expenditures:								
Teaching costs (FT/ PT faculty, FT/ PT support/admin)								
Total FT Professor Costs (3)	\$99,200	\$101,184	\$202,408	\$206,456	\$210,585	\$214,797	\$219,093	\$223,474
Total PT Teaching Costs & Coordinator Costs	\$71,134	\$246,735	\$239,054	\$243,605	\$248,247	\$252,982	\$257,812	\$262,738
Total FT Support Costs	\$0	\$0	\$0	\$0	\$0	\$0	\$0	\$0
Total PT Support Costs	\$15,750	\$35,343	\$48,066	\$49,028	\$50,008	\$51,009	\$52,029	\$53,069
PT Administration Costs (if applicable)	\$29,400	\$29,988	\$30,588	\$31,200	\$31,824	\$32,460	\$33,109	\$33,771
Total Faculty/ Support Costs	\$215,484	\$413,250	\$520,116	\$530,288	\$540,664	\$551,247	\$562,042	\$573,053
Start Up Costs								
Instructional supplies	\$20,000	\$15,000	\$15,000	\$15,000	\$15,000	\$15,000	\$15,000	\$15,000
Renovation Costs	\$100,000	\$0	\$0	\$0	\$0	\$0	\$0	\$0
Equipment Costs	\$150,000	\$0	\$0	\$0	\$0	\$0	\$0	\$0
Accreditation	\$10,000	\$0	\$0	\$0	\$0	\$0	\$0	\$0
Professional Development & Curriculum	\$20,000	\$5,000	\$5,000	\$5,000	\$5,000	\$5,000	\$5,000	\$5,000
Field Placement Costs (8)	\$0	\$0	\$0	\$0	\$0	\$0	\$0	\$0
Total Start Up Costs	\$300,000	\$20,000	\$20,000	\$20,000	\$20,000	\$20,000	\$20,000	\$20,000
Total Expenditures	\$515,484	\$433,250	\$540,116	\$550,288	\$560,664	\$571,247	\$582,042	\$593,053
Contribution Margin	\$137,726	\$253,593	\$323,573	\$400,975	\$491,666	\$542,518	\$564,474	\$573,651
Expenditures & Contribution Margin	\$653,210	\$686,843	\$863,689	\$951,264	\$1,052,331	\$1,113,766	\$1,146,516	\$1,166,705
Net Difference	(\$308,895)	(\$52,859)	(\$54,757)	\$51,175	\$176,835	\$242,530	\$264,668	\$267,424
Net Present Value (@2%) Yr 1-8	\$476,211							

Notes:

- Tuition is assumed to grow 3% / year
- Grant is assumed to grow 0%/ year
- Full time faculty in year one to be reallocated from another program, full time in year 3 is a new hire
- 1/2PT Administration co-op coordinator, 35 hrs/wk x 48 wks, shared between 2-yr and 3-yr budgets, and shared with other optional co-op programs (APD, Civil, Chem Lab, etc)
- Coordinator costs shared between 2-yr / 3-yr budget
- Renovation costs shared between 2-yr / 3-yr budget
- Equipment costs shared between 2-yr / 3-yr budget, possibly reduced to zero with donations from industry and industrial action committee
- Coop administration captured under PT Administrator costs, see (4)
- Enrolment assumes even split between 2 year and 3 year program
- International enrollment assumes all students are in 2 year program
- \$375 per international student per semester attending
- After semester 1, students are split into 2 separate groups (A&B), group A goes out on cooperative work term while group B is in school, and then they switch back and forth every semester

Program Budget

Name of program: Manufacturing Engineering Technology - Production Mangement (3-Year) & Manufacturing Engineering Technician - Integrated Process Maintenance (2-Year)								
Enrolment :	Year 1	Year 2	Year 3	Year 4	Year 5	Year 6	Year 7	Year 8
AAL 1 (Groups A&B Combined) (9)	48	48	48	48	48	48	48	48
AAL2A	20	20	20	20	20	20	20	20
AAL 2B	20	20	20	20	20	20	20	20
AAL 3A	0	16	16	16	16	16	16	16
AAL 3B	0	16	16	16	16	16	16	16
AAL4A	0	16	16	16	16	16	16	16
AAL 4B	0	16	16	16	16	16	16	16
AAL 5A	0	0	8	8	8	8	8	8
AAL 5B	0	0	8	8	8	8	8	8
AAL 6(Groups A&B Combined)	0	0	16	16	16	16	16	16
Total Student Enrolment:	88	152	184	184	184	184	184	184
Revenue:								
Tuition per semester (1)	\$1,936	\$1,994	\$2,054	\$2,116	\$2,179	\$2,244	\$2,312	\$2,381
# of Students	88	152	184	184	184	184	184	184
Total Tuition Revenue A	\$170,368	\$303,100	\$377,918	\$389,255	\$400,933	\$412,961	\$425,350	\$438,111
Deemed Grant per funding unit (2)	\$4,150	\$4,150	\$4,150	\$4,150	\$4,150	\$4,150	\$4,150	\$4,150
FTE's	0.00	0.00	24.15	65.87	115.44	140.86	148.72	148.72
Total Grant Revenue B	\$0	\$0	\$100,227	\$273,347	\$479,076	\$584,578	\$617,188	\$617,188
Tuition per INTERNATIONAL Student semester (1) (10)	\$5,750	\$5,923	\$6,100	\$6,283	\$6,472	\$6,666	\$6,866	\$7,072
AAL1	20	20	20	20	20	20	20	20
AAL2	17	17	17	17	17	17	17	17
AAL3	0	14	14	14	14	14	14	14
AAL4	0	14	14	14	14	14	14	14
Total INTL Student Enrollment	37	65	65	65	65	65	65	65
Total INTL Tuition Revenue C	\$212,750	\$384,963	\$396,511	\$408,407	\$420,659	\$433,279	\$446,277	\$459,665
International Student Recovery (11) D	(\$13,875)	(\$24,375)	(\$24,375)	(\$24,375)	(\$24,375)	(\$24,375)	(\$24,375)	(\$24,375)
Cooperative Educaiton Fees per semester (12)	\$446	\$446	\$446	\$446	\$446	\$446	\$446	\$446
Coop #1 (Group B)	20	20	20	20	20	20	20	20
Coop #1 (Group A)	20	20	20	20	20	20	20	20
Coop #2 (Group B)	0	16	16	16	16	16	16	16
Coop #2 (Group A)	0	16	16	16	16	16	16	16
Coop #3 (Group B)	0	16	16	16	16	16	16	16
Coop #3 (Group A)	0	16	16	16	16	16	16	16
Coop #4 (Group B)	0	0	8	8	8	8	8	8
Coop #4 (Group A)	0	0	8	8	8	8	8	8
#Students on coop (All terms excluding AAL1 & AAL6)	40	104	120	120	120	120	120	120
Total Co-op Fee Revenue E	\$17,840	\$46,384	\$53,520	\$53,520	\$53,520	\$53,520	\$53,520	\$53,520
Total Revenue (A + B + C + D + E)	\$387,083	\$710,072	\$903,801	\$1,100,153	\$1,329,813	\$1,459,963	\$1,517,960	\$1,544,109
Expenditures:								
Teaching costs (FT/PT faculty, FT/PT support/admin)								
Total FT Professor Costs (3)	\$99,200	\$101,184	\$202,408	\$206,456	\$210,585	\$214,797	\$219,093	\$223,474
Total PT Teaching Costs & Coordinator Costs	\$71,134	\$246,735	\$239,054	\$243,605	\$248,247	\$252,982	\$257,812	\$262,738
Total FT Support Costs	\$0	\$0	\$0	\$0	\$0	\$0	\$0	\$0
Total PT Support Costs	\$15,750	\$35,343	\$48,066	\$49,028	\$50,008	\$51,009	\$52,029	\$53,069
PT Administration Costs (if applicable)	\$29,400	\$29,988	\$30,588	\$31,200	\$31,824	\$32,460	\$33,109	\$33,771
Total Faculty/ Support Costs	\$215,484	\$413,250	\$520,116	\$530,288	\$540,664	\$551,247	\$562,042	\$573,053
Start Up Costs								
Instructional supplies	\$20,000	\$15,000	\$15,000	\$15,000	\$15,000	\$15,000	\$15,000	\$15,000
Renovation Costs	\$100,000	\$0	\$0	\$0	\$0	\$0	\$0	\$0
Equipment Costs	\$150,000	\$0	\$0	\$0	\$0	\$0	\$0	\$0
Accreditation	\$10,000	\$0	\$0	\$0	\$0	\$0	\$0	\$0
Professional Development & Curriculum	\$20,000	\$5,000	\$5,000	\$5,000	\$5,000	\$5,000	\$5,000	\$5,000
Field Placement Costs (8)	\$0	\$0	\$0	\$0	\$0	\$0	\$0	\$0
Total Start Up Costs	\$300,000	\$20,000	\$20,000	\$20,000	\$20,000	\$20,000	\$20,000	\$20,000
Total Expenditures	\$515,484	\$433,250	\$540,116	\$550,288	\$560,664	\$571,247	\$582,042	\$593,053
Contribution Margin	\$154,833	\$284,029	\$361,521	\$440,061	\$531,925	\$583,985	\$607,184	\$617,644
Expenditures & Contribution Margin	\$670,318	\$717,278	\$901,637	\$990,350	\$1,092,589	\$1,155,233	\$1,189,226	\$1,210,697
Net Difference	(\$283,235)	(\$7,207)	\$2,165	\$109,804	\$237,224	\$304,730	\$328,734	\$333,412
Net Present Value (@2%) Yr 1-8	\$875,073							

Notes:

- Tuition is assumed to grow 3% / year
- Grant is assumed to grow 0% / year
- Full time faculty in year one to be reallocated from another program, full time in year 3 is a new hire
- 1/2PT Administration co-op coordinator, 35 hrs/wk x 48 wks, shared between 2-yr and 3-yr budgets, and shared with other optional co-op programs (APD, Civil, Chem Lab, etc)
- Coordinator costs shared between 2-yr / 3-yr budget
- Renovation costs shared between 2-yr / 3-yr budget
- Equipment costs shared between 2-yr / 3-yr budget, possibly reduced to zero with donations from industry and industrial action committee
- Coop administration captured under PT Administrator costs, see (4)
- Enrolment assumes even split between 2 year and 3 year program
- International enrollment assumes all students are in 2 year program
- \$375 per international student per semester attending
- After semester 1, students are split into 2 separate groups (A&B), group A goes out on cooperative work term while group B is in school, and then they switch back and forth every semester



TO: BOARD OF GOVERNORS

FROM: PATRICIA FRANCE, PRESIDENT

DATE: JANUARY 22, 2019

RE: APPRENTICESHIP KEY PERFORMANCE INDICATORS

SECTOR: WASEEM HABASH, VICE PRESIDENT, ACADEMIC

AIM:

To provide an update to the Board of Governors regarding Apprenticeship Key Performance Indicators (KPIs).

BACKGROUND:

Administration presented Apprenticeship Key Performance Indicators (KPIs) to the Board of Governors for the first time last year. As a reminder, the following outlines the history as it pertains to Apprenticeship KPIs:

- Optional pilot Apprenticeship KPI project began in 2013–2014 (St. Clair College participated).
- Mandatory participation for all colleges offering Apprenticeship programs took effect in 2014–2015.
- Survey results for 2014–2015 and 2015–2016 were kept confidential.
- Apprenticeship students are provided the same survey as post-secondary students; however, graduate and employment data is not collected.
- The Ministry's directive is to survey 100% of full-time Apprenticeship students, and 50% of part-time Apprenticeship students. St. Clair College has surveyed 100% of both full-time and part-time students.

Apprenticeship KPI Results for 2014–2015, 2015–2016, and 2016–2017

Since 2016–2017, the first year that survey results were published, St. Clair College began implementation of corrective actions to improve outcomes.

Apprenticeship KPI data is released in January for the prior academic year. The 2016–2017 data was released in January 2018. By that time, the majority of 2017–2018

Apprenticeship programs had already been surveyed. The plans and corrective actions were implemented in the summer of 2018, which did not have the opportunity to impact on the 2017–2018 results.

2017–2018 Apprenticeship KPI Results

As can be seen from the attached data (Appendix A), the 2017–2018 results for St. Clair College remained in the fourth quartile. The overall satisfaction rate decreased by 1.9%, which is reflective of the decrease in all four Capstone questions.

Response rates for Apprenticeship KPIs are generally weak; however, the College has increased its response rate over the past three years. In 2017–2018, student response rate was 494, in comparison to 324 from 2016–2017, and 108 in 2015–2016. For the 2017–2018 academic year, 793 students were eligible to submit surveys, but only 494 responses were received or filled out the survey completely to be considered “acceptable”.

The detailed data for 2017–2018 is not yet available, however, the 2016–2017 results contained approximately 28% neutral responses. The challenge with neutral responses is that they negatively impact the satisfied response ratings. The apprenticeship KPI satisfaction rate gives the percentage of students who indicated they were satisfied and the remaining percentage of students corresponds to those students who were dissatisfied or gave neutral responses. Students in Apprenticeship programs likely have a higher rate of neutral responses since they do not utilize many of the services that are available, and since they are indifferent, choose a neutral response.

Corrective Actions

Appendix B includes the implemented corrective actions that occurred in 2018.

In addition to the self-identified issues and corrective actions listed in Appendix B for each program, St. Clair College determined the following matters were of concern to Apprenticeship students on a global scale:

- Start of semester (or curriculum blocks) used to be one or two weeks prior to the beginning of post-secondary classes, hence, the services provided to the Apprenticeship students such as student cards, parking permits, food services, IT support, etc., were not as robust as services provided to post-secondary students. St. Clair College administration met with Ministry officials and received approval to shift the Apprenticeship start dates to coincide with the start of post-secondary programs. The shifting of start dates should provide Apprenticeship students with far greater levels of service. This was implemented for the start of the 2018 Fall semester.
- The Registrar’s Office and IT personnel set-up an afterhours kiosk in the Ford Centre for Excellence in Manufacturing (FCEM) to support nighttime

Apprenticeship students who were unable to seek out those services during the day.

- The hours of the Tim Hortons located in the FCEM were extended until 6:00 pm to minimize the students' need to travel to the main building.
- The closing time of the Capri Pizzeria kiosk in the main building was extended to 8:00 pm on weeknights to allow food services to students.

It is the plan that corrective actions (above and in Appendix B) will improve the experience of the Apprenticeship students, and hence, improve the KPI results. In order to ensure the College has captured and corrected all student concerns, the St. Clair College administration team have commenced visiting all classrooms to provide students the opportunity for direct input and suggestions. The reduction of neutral responses will also be discussed, as neutral responses do not provide useful feedback.

RECOMMENDATION:

IT IS RECOMMENDED THAT the Board receive the update on Apprenticeship KPIs for information.

Appendix A

Ontario Colleges of Applied Arts and Technology Apprenticeship Student Satisfaction Rates 2017-18

Student Satisfaction Rate				
This table represents the average of the four capstone questions (13, 24, 39 & 49 provided in the following tables)				
College	Student Satisfaction % Very Satisfied/ Satisfied	% Neither Satisfied/ Nor Dissatisfied	% Very Dissatisfied/ Dissatisfied	# Surveys Included
Algonquin	74.5	14.6	11.0	744
Boreal	78.2	9.9	12.0	71
Cambrian	66.8	24.5	6.7	95
Canadore	76.0	20.8	3.1	72
Centennial	72.7	20.2	7.1	789
La Cité	84.4	12.5	3.1	24
Conestoga	70.4	23.4	6.2	1,583
Confederation	72.9	23.4	3.6	48
Durham	75.6	19.9	4.5	466
Fanshawe	74.1	22.0	3.8	591
Sir Sandford Fleming	82.7	15.1	2.2	126
George Brown	71.0	21.3	7.7	532
Georgian	73.7	21.3	5.0	363
Humber	69.9	23.5	6.7	481
Lambton	65.0	22.9	12.1	130
Loyalist	93.8	6.3	0.0	8
Mohawk	71.0	21.4	7.6	1,107
Niagara	71.9	21.2	7.0	104
Northern	78.2	19.1	2.7	101
St. Clair	56.8	28.8	14.4	494
St. Lawrence	73.8	20.4	5.9	444
Sault	79.5	15.7	4.8	182
Seneca	—	—	—	—
Sheridan	52.4	33.3	14.4	106
Colleges Overall	71.4	21.4	7.2	8,661

Note: The Student Satisfaction Survey Process applies to all apprentices enrolled in full-time and fifty percent of part-time classes at colleges.

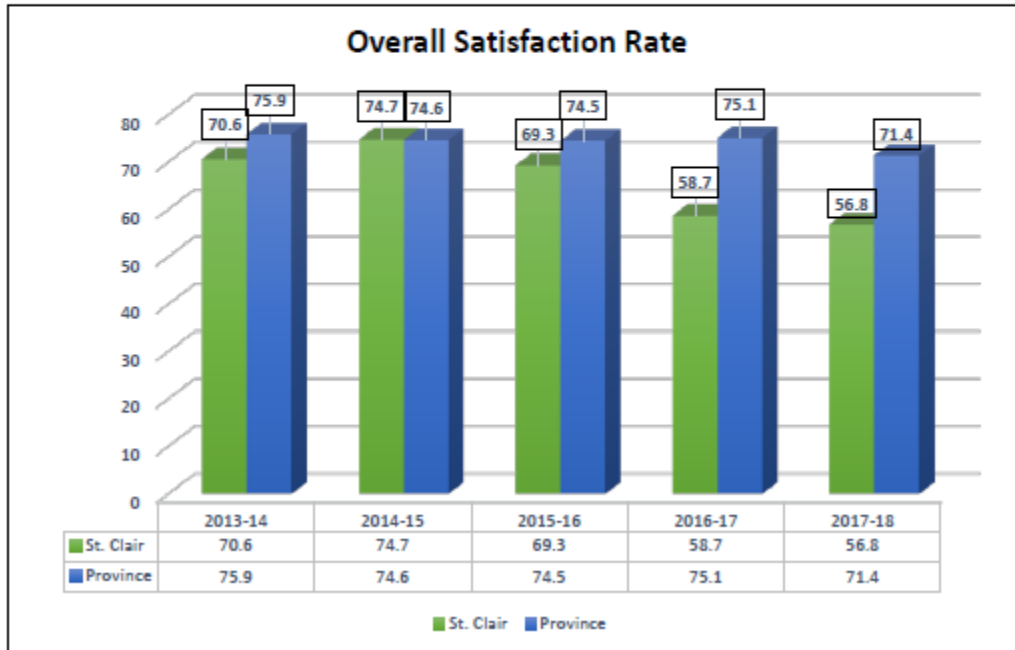
Overall Satisfaction	
1 Loyalist	93.8
2 La Cité	84.4
3 Sir Sandford Fleming	82.7
4 Sault	79.5
5 Boreal	78.2
6 Confederati	89.6
7 Canadore	76.0
8 Durham	75.6
9 Algonquin	74.5
10 Fanshawe	74.1
11 St. Lawrence	73.8
12 Georgian	73.7
13 Confederation	72.9
14 Centennial	72.7
15 Niagara	71.9
16 George Brown	71.0
17 Mohawk	71.0
18 Conestoga	70.4
19 Humber	69.9
20 Cambrian	66.8
21 Lambton	65.0
22 St. Clair	56.8
23 Sheridan	52.4
24 Seneca	—

Capstone Questions			
Capstone 13	Capstone 24	Capstone 39	Capstone 49
1 La Cité	100.0	1 Loyalist	87.5
Loyalist	100.0	2 Boreal	76.1
3 Northern	95.0	3 Fleming	70.8
4 Canadore	91.7	4 La Cité	70.8
5 Fleming	91.3	4 Algonquin	68.7
6 Confederati	89.6	5 Sault	68.3
Sault	89.6	5 Fleming	68.3
8 Durham	87.8	6 Sault	67.0
9 Centennial	87.6	6 La Cité	67.0
10 Fanshawe	87.0	7 Fanshawe	67.0
11 Conestoga	86.1	8 Durham	67.0
12 Niagara	84.6	8 St. Lawrence	60.1
13 Georgian	84.4	9 Centennial	60.9
14 St. Lawrence	83.8	9 George Bro	57.7
15 Mohawk	83.2	10 Conestoga	57.2
16 George Bro	82.0	11 Georgian	57.4
17 Boreal	81.7	12 Niagara	57.2
18 Algonquin	79.8	13 Fanshawe	56.7
Humber	79.8	14 Confederati	56.4
20 Cambrian	78.9	14 George Bro	56.4
21 Lambton	74.6	15 Algonquin	55.5
22 St. Clair	69.6	16 St. Lawrence	55.5
23 Sheridan	60.4	17 Boreal	55.5
24 Seneca	—	18 Confederati	53.8
		18 Mohawk	52.1
		19 Canadore	50.0
		Lambton	50.0
		20 Conestoga	46.6
		21 Cambrian	46.3
		22 St. Clair	39.9
		23 Sheridan	30.2
		24 Seneca	—
		19 George Bro	67.9
		20 Lambton	66.9
		21 Cambrian	65.5
		22 Sheridan	61.3
		23 St. Clair	58.3
		24 Seneca	—



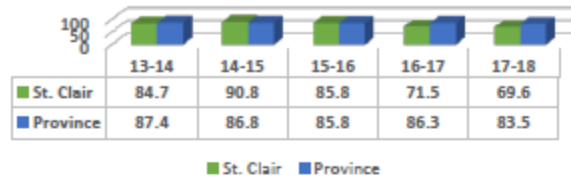
Apprenticeship KPI Results

2013-14, 2014-15, 2015-16, 2017-18



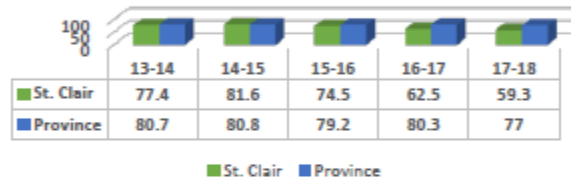
Knowledge & Skills

Capstone Question #13



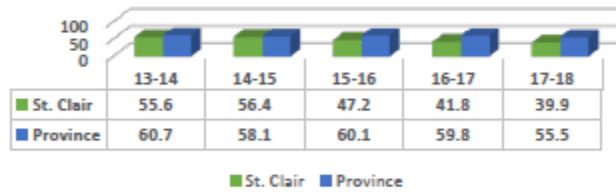
Overall Quality

Capstone Question #24



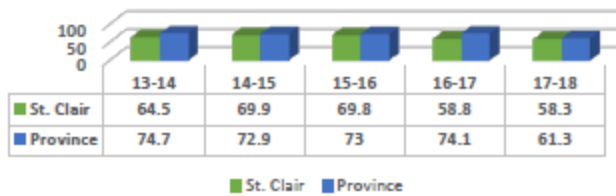
Services

Capstone Question #39



Facilities & Resources

Capstone Question #49



Appendix B

Corrective Actions Implemented in 2018

- Increased staffing in cribs at peak times to reduce lineups.
- Implementation of the hiring process. Proactively creating pools of teachers to draw from. Less scrambling to find quality PT teachers.
- Developed tooling blocks to group tools for mills and lathes to reduce traffic to the crib. Another advantage of tooling blocks is to identify and replace broken tooling more efficiently.
- Addition of nine mills and six lathes in the FCEM to increase capacity in and throughput.
- Decluttered the Automotive crib of items that have been stored for many years.
- Decluttered the FCEM of many items that have been accumulated and stored for many years.
- Consulted with Mike Ouellette, General Manager, St. Clair College Skilled Trades Regional Training Centre and purchased new tooling for lathes.
- Added safety signage throughout the FCEM. Increased safety awareness.
- Purchased new digital tooling for the FCEM crib, height gages, micrometers, Vernier calipers, and replaced antiquated tooling.
- Implemented standard operating procedures (SOPs) for all equipment throughout the FCEM, Automotive, Woodworking, Welding, etc. areas.
- Organized and built shelving on the second floor of the Centre for Construction Innovation and Production (CCIP) building to organize plumbing supplies.
- Built five additional booths for Plumbing in the CCIP to increase capacity and throughput.
- Improved Electrical booths in the CCIP and added lighting and clipboards.
- Upgraded the Electrical Programmable Logic Controller (PLC) labs with new controls and maintenance items that were required.
- Cleared out the Automotive building over the summer and got rid of old instructional supplies and replaced with new supplies.
- Implementation of quarantine area in the Automotive crib for repair of tooling and equipment. Utilizing Crib technicians to repair broken tooling and equipment.
- Application of lean manufacturing concepts in the Automotive building, painting lines on floors and walls to identify storage areas for equipment and tooling. (Plan to continue lean practices in other shops going forward.)
- Purchased new vehicles, scan tools, heat imaging tools, air conditioning test units, and additional learning aids for Automotive service technician students.
- Implemented an electronic maintenance system for reporting machine/equipment repair requirements.
- Implementation of outsources to fix machines promptly as required. We are on top of machine repairs, resulting in reduced downtime.
- The Manager, Apprenticeships has working hours from 12 pm to 8 pm, as well as a part-time nighttime administrative assistant from 4 pm to 9 pm to assist apprentices in the evenings.

- Implemented key boxes in each room in the FCEM; this is now the responsibility of the instructor, so students do not have to go to the crib to get machine keys. This reduces traffic to the crib and promotes better control of students not going into other classes unsupervised and unapproved; ensures better safety; ensures better maintenance reporting; ensures better housekeeping of machines.
- Purchase of three additional Amatrol units for 442A Electricians.
- Hired a dedicated technologist for 309A/442A courses. Also utilize the technologist for maintenance and upkeep of equipment, as required, in electrical labs.
- Working with the Windsor Essex Catholic District School Board and using their facility for Brick and Stone Mason Apprenticeship.
- New project implemented for Level II Mold Maker. Worked internally to design a compression mold for the students to build and run parts. Resurrected the spotting press that has not been utilized for spot compression molding and running compression tools.
- Called in industry contacts to help get the molding machine up and running so it can be used to run Level III Mold Making injection molds. (This is still in process.)
- Purchase of transmissions, differentials, and diesel engines for Truck and Coach Apprenticeship. The Truck and Coach Building remains a challenge as it is shared with the Pre-Service Firefighter and Education program.
- Power hoist being added to the Millwright area to aid in rigging, training etc.
- Millwright trainers purchased for Millwright programs.
- The Manager, Apprenticeships walks the floor every night and probes Apprenticeship classes for improvement initiatives. The Manager, Apprenticeships; General Manager, Operations – Engineering and Skilled Trades; and Chair, School of Skilled Trades meet weekly with an open issues' list and implement items as they arise.



ST. CLAIR
COLLEGE

TO: THE BOARD OF GOVERNORS

FROM: PATRICIA FRANCE, PRESIDENT

DATE: JANUARY 22, 2019

**RE: FINANCIAL MONITORING REPORT
FINANCIAL RESULTS FOR THE EIGHT MONTHS ENDED
NOVEMBER 30, 2018**

**SECTOR: FINANCE
MARC JONES, VICE PRESIDENT & CHIEF FINANCIAL OFFICER**

AIM:

To provide the Board with a report on the financial results for the eight months ended November 30, 2018.

BACKGROUND:

It is the practice of St. Clair College to review its expenditure and revenue patterns to ensure that the financial plan is being achieved. To this end, College Administration communicated to the Board of Governors that regular financial reports would be provided.

RECOMMENDATION:

IT IS RECOMMENDED THAT the Board of Governors receive the report on the financial results for the eight months ended November 30, 2018, as information.

ST. CLAIR COLLEGE OF APPLIED ARTS AND TECHNOLOGY

FINANCIAL MONITORING REPORT

NOVEMBER 30, 2018

Marc Jones
Vice President, Finance & Chief Financial Officer

January 22, 2019

FINANCIAL MONITORING REPORT – NOVEMBER 30, 2018

EXECUTIVE SUMMARY

The purpose of the Financial Monitoring Report is to provide the Board with an indication of our financial situation as at November 30, 2018 in comparison with the same period of the previous year.

This report includes the Income Statement financial information.

SUMMARY OF REVENUES AND EXPENDITURES - (Schedule 1)

The net surplus at November 30, 2018 of \$46,023,227 is a significant increase from the net surplus noted for the 2017 comparative period of \$32,242,061. The variance is primarily due to the following:

- Increase in International Tuition, Investment Income, International Projects, and International Student Recovery revenue.
- Increase in Salaries and Benefits, particularly Full-Time and Part-Time Faculty, and Contracted Services Other for paid/accrued international agent commissions.

REVENUE - (Schedule 2)

The following highlights the major changes in revenue compared to the interim budget projections and the 2017 comparative period:

- Year-to-date MTCU Operating Grants are trending below the interim budget projection at 58.1% and has decreased over the 2017 comparative period by \$2,875,131 or 9.6% due to the following:
 - Increase in the International Student Recovery due to higher international student enrolment.
- Year-to-date Contract Income is trending slightly below the interim budget projection at 63.1% and has increased over the 2017 comparative period by \$375,471 or 4.6% due to the following:
 - Reversal of the prior year revenue deferral for the School College Work Initiative program.
 - Increase in funding for the Employment Ontario, Youth Job Connection and LBS programs.

Contract income is established based on agreements with the MTCU and other partners. The College anticipates meeting its budget projections. Any shortfalls in contract income will be mostly offset by a decrease in expenditures.

- Total Tuition revenue is trending above the interim budget projection at 107.1% and is \$45,418,450 or 96.0% higher than the 2017 comparative period primarily due to the following:
 - Significant increase in International Tuition revenue of \$45,616,192 over the

comparative period due to higher student enrolment across all semesters. The current year's "Day 10" enrolment totaled 4,018 students compared to 1,100 students for the comparative period, and a further intake of 685 students is planned for the Winter semester. International Tuition revenue is subject to adjustments for dismissals, withdrawals and student VISA and immigration denials.

- Decrease in Domestic Tuition revenue of \$235,420 over the comparative period due to lower student enrolment across all semesters. The current year's "Day 10" enrolment totaled 7,615 full-time domestic students compared to 7,975 students for the comparative period. The budget assumption was based on full-time domestic enrolment of 7,600 students at "Day 10". The domestic tuition revenue at November 30 is \$2,185,833 over budget. Domestic Tuition revenue is subject to adjustments for student dismissals and withdrawals.
- Total "Other" income is trending above the interim budget projection at 82.3% and has increased over the 2017 comparative period by \$1,900,588 or 22.6% due to the following:
 - Increase in Investment Income resulting from higher cash and temporary investment balances over the prior year due to cash flows associated with International Tuition revenue.
 - Increase in International Project revenue resulting from higher application fees due to the growth in international student enrolment.
 - Increase in Amortization of Deferred Contributed Capital due the full year impact of amortization of funded capital acquisitions from the prior year.

EXPENDITURES - (Schedule 3)

The following highlights the major changes in expenditures compared to the interim budget projections and the 2017 comparative period:

- Total Salaries & Benefits are below target with the interim budget projection at 61.1% and have increased over the 2017 comparative period by \$13,576,213 or 30.7%. The increases are applicable to all salary categories and are primarily due to the following:
 - Compensation adjustments due to collective bargaining agreements, Bill 148 and the College re-organization.
 - Hiring additional faculty and other part-time staff to accommodate the increased international student enrolment.

It should be noted that the Provincial Government has repealed aspects of Bill 148, and introduced Bill 47, effective January 1, 2019. Administration is closely monitoring the implications from Bill 47.

- Total Non-Salary expenditures are trending slightly higher than the interim budget projections at 69.0%, and have increased by \$17,795,086 or 59.2%. The increase is primarily due to the following:
 - Increase in Contracted Services Other due to paid/accrued international agent commissions from the growth in international student enrolment.
 - Increase in Insurance expense due to the health insurance coverage provided to international students.
 - Increase in amortization expense reflecting the full year impact of amortization of the prior year's capital acquisitions.
- Many expenditures are cyclical and follow the timing associated with the academic year.
- Administration is managing Non-Salary expenditures in order to target the overall expenditures budget.

ANCILLARY OPERATIONS - (Schedule 4 & 4B)

- The total Ancillary Operations surplus is trending higher than the interim budget projections at 75.8% and has increased by \$333,087 or 20.1% over the comparative period due to the following:
 - Increase in the surplus from Banquet operations associated with the St. Clair Centre for the Arts.
 - Increase in Varsity Sports surplus due to the timing of receipt of sponsorship revenue from the Student Athletic Association.
 - Decrease in Woodland Hills surplus due to the timing of a lease payment.

Refer to Schedule 4B for a breakdown by Ancillary operation.

SCHEDULE 1

ST. CLAIR COLLEGE
 SUMMARY OF REVENUES AND EXPENDITURES
 FOR THE EIGHT MONTHS ENDED NOVEMBER 30, 2018

	MTCU INTERIM BUDGET <u>(12 months)</u>	A ACTUAL YR-TO-DATE <u>(8 months)</u>	B ACTUAL PRIOR YEAR <u>(8 months)</u>	A - B VARIANCE <u>(8 months)</u>
<u>REVENUE</u>				
Operating Grants	46,599,278	27,083,381	29,958,512	(2,875,131)
Contract Income	13,447,513	8,491,740	8,116,269	375,471
Tuition	86,587,470	92,752,998	47,334,548	45,418,450
Other	25,850,222	21,269,427	19,368,839	1,900,588
Total Operating Revenue	172,484,483	149,597,546	104,778,168	44,819,378
Total Ancillary Revenue	10,298,937	7,997,374	6,978,362	1,019,012
TOTAL REVENUE	182,783,420	157,594,920	111,756,530	45,838,390
<u>EXPENDITURES</u>				
Salary and Benefits	93,713,703	57,728,311	44,152,098	13,576,213
Non Salary	69,350,420	47,838,447	30,043,361	17,795,086
Ancillary	9,165,891	6,004,935	5,319,010	685,925
TOTAL EXPENDITURES	172,230,014	111,571,693	79,514,469	32,057,224
Total Net Surplus (Deficit)	\$10,553,406	\$46,023,227	\$32,242,061	\$13,781,166

**ST. CLAIR COLLEGE
REVENUES
FOR THE EIGHT MONTHS ENDED NOVEMBER 30, 2018**

	MTCU INTERIM BUDGET <u>(12 months)</u>	A ACTUAL YR-TO-DATE <u>(8 months)</u>	B ACTUAL PRIOR YEAR <u>(8 months)</u>	A - B VARIANCE <u>(8 months)</u>
REVENUE				
Enrollment Based Envelope: See note 1	43,536,584	29,126,148	29,316,694	(190,546)
Differentiation Envelope: See note 2	2,215,621	511,770	511,770	-
Other MTCU Grants and Recoveries: See note 3	847,073	(2,554,537)	130,048	(2,684,585)
Total MTCU Operating Grants	46,599,278	27,083,381	29,958,512	(2,875,131)
Apprenticeship	3,374,004	2,185,074	2,026,618	158,456
Canada Ontario Jobs Grant	662,235	217,758	197,494	20,264
Employment Ontario	3,560,337	2,331,577	2,037,864	293,713
Youth Job Connection	1,447,132	1,013,989	900,382	113,607
Literacy & Basic Skills	1,401,620	958,066	839,215	118,851
School College Work Initiative	1,956,291	965,261	662,180	303,081
Second Career	540,000	540,835	799,832	(258,997)
Other: See note 4	505,894	279,180	652,684	(373,504)
Total Contract Income	13,447,513	8,491,740	8,116,269	375,471
Post Secondary - Domestic	26,500,000	28,685,833	28,921,253	(235,420)
Post Secondary - International	57,609,470	62,168,166	16,551,974	45,616,192
Continuing Education	2,338,000	1,767,132	1,761,371	5,761
Tuition Short	140,000	131,867	99,950	31,917
Total Tuition	86,587,470	92,752,998	47,334,548	45,418,450
Investment Income	1,800,000	980,195	371,995	608,200
Contract Training	528,440	233,147	362,642	(129,495)
International Projects	2,215,697	2,415,176	1,784,732	630,444
Acumen	7,000,000	4,894,097	5,028,762	(134,665)
Other: See note 5	962,674	894,447	805,988	88,459
Technology Access Fee	1,000,000	501,077	355,943	145,134
Divisional Income	7,233,852	6,271,929	6,249,215	22,714
Amortization DCC	5,109,559	5,079,359	4,409,562	669,797
Total Other	25,850,222	21,269,427	19,368,839	1,900,588
				-
Total Revenue Before Ancillary	172,484,483	149,597,546	104,778,168	44,819,378
				-
Ancillary Revenue (Schedule 4)	10,298,937	7,997,374	6,978,362	1,019,012
Total Revenues	\$182,783,420	\$157,594,920	\$111,756,530	\$45,838,390

**ST. CLAIR COLLEGE
EXPENDITURES
FOR THE EIGHT MONTHS ENDED NOVEMBER 30, 2018**

	MTCU INTERIM BUDGET (12 months)	A ACTUAL YR-TO-DATE (8 months)	B ACTUAL PRIOR YEAR (8 months)	A - B VARIANCE (8 months)
<u>SALARY & BENEFITS</u>				
Administrative : Full-time	6,339,754	4,399,961	3,874,930	525,031
Administrative : Part-time	1,467,214	905,442	501,863	403,579
Faculty: Full-time	31,116,737	20,183,825	15,661,212	4,522,613
Faculty : Part-time	17,228,596	8,752,889	4,831,657	3,921,232
Support Staff : Full-time	15,375,046	10,196,291	9,140,733	1,055,558
Support Staff : Part-time	5,164,953	3,428,038	2,477,038	951,000
Fringe Benefits	17,021,403	9,861,865	7,664,665	2,197,200
Total Salary & Benefits	93,713,703	57,728,311	44,152,098	13,576,213
<u>NON-SALARY EXPENSE</u>				
Advertising & Promotion	2,390,423	1,447,908	1,438,833	9,075
Contracted Cleaning Services	2,772,488	1,620,396	1,571,669	48,727
Contracted Educational Services	1,608,510	501,625	440,271	61,354
Contracted Services Other	16,877,304	15,714,739	2,134,846	13,579,893
Equipment Maintenance & Repairs	2,925,648	1,545,753	1,146,887	398,866
Equipment Rentals	2,618,547	1,902,483	1,698,687	203,796
Instructional Supplies	4,904,328	3,078,349	2,551,003	527,346
Insurance	3,434,000	2,983,157	1,039,155	1,944,002
Janitorial & Maintenance Supplies	686,149	293,067	435,328	(142,261)
Memberships & Dues	599,337	395,649	411,137	(15,488)
Municipal Taxes	693,711	691,328	665,839	25,489
Office Supplies	776,798	383,718	349,794	33,924
Premise Rental	1,482,175	817,726	439,943	377,783
Professional Development	555,056	260,745	338,770	(78,025)
Security Services	1,815,100	812,533	669,551	142,982
Stipends & Allowances	2,108,350	774,394	806,844	(32,450)
Student Assistance 30% Tuition	1,882,250	990,686	1,457,155	(466,469)
Travel	1,298,882	660,040	688,455	(28,415)
Utilities	5,244,727	2,660,611	2,898,554	(237,943)
Other: See note 6	5,976,637	2,630,203	2,118,053	512,150
Amortization	8,700,000	7,673,337	6,742,587	930,750
Total Non Salary Expense	69,350,420	47,838,447	30,043,361	17,795,086
Total Operating Expenses	163,064,123	105,566,758	74,195,459	31,371,299
Ancillary Expenses (Schedule 4)	9,165,891	6,004,935	5,319,010	685,925
Total Expenditures	\$172,230,014	\$111,571,693	\$79,514,469	\$32,057,224

**ST. CLAIR COLLEGE
ANCILLARY OPERATIONS
FOR THE EIGHT MONTHS ENDED NOVEMBER 30, 2018**

	MTCU INTERIM BUDGET <u>(12 months)</u>	A ACTUAL YR-TO-DATE <u>(8 months)</u>	B ACTUAL PRIOR YEAR <u>(8 months)</u>	A - B VARIANCE <u>(8 months)</u>
<u>Revenue</u>				
Beverage Supplier	50,000	44,538	38,312	6,226
Bookstore - Windsor & Chatham	300,000	228,316	236,190	(7,874)
Cafeteria - South Campus	30,000	31,014	12,380	18,634
IRCDSS Special Events	125,000	88,117	188,922	(100,805)
Lockers Administration	54,200	45,915	45,410	505
Parking Lots	1,608,150	1,311,815	1,098,720	213,095
Residence	2,755,149	1,481,844	1,392,558	89,286
Saints Store	47,000	28,614	5,096	23,518
Green Giants	145,000	168,583	123,347	45,236
St Clair Centre for the Arts	4,019,438	3,299,889	3,030,677	269,212
Sky Volleyball	40,000	91,577	-	91,577
Varsity Sports - Windsor	825,000	885,600	535,278	350,322
Woodland Hills Golf Course	300,000	291,552	271,472	20,080
	<u>10,298,937</u>	<u>7,997,374</u>	<u>6,978,362</u>	<u>1,019,012</u>
<u>Expenditures</u>				
Bookstore - Windsor & Chatham	-	75	19	56
Cafeteria - South Campus	-	2,551	-	2,551
IRCDSS Special Events	95,000	25,875	100,713	(74,838)
Parking Lots	1,143,185	436,074	208,624	227,450
Residence	2,447,416	1,333,390	1,312,530	20,860
Saints Store	35,000	27,236	13,484	13,752
Green Giants	145,000	165,603	125,292	40,311
St Clair Centre for the Arts	3,892,533	2,831,961	2,637,437	194,524
Sky Volleyball	40,000	70,128	-	70,128
Varsity Sports - Windsor	1,067,757	815,123	729,753	85,370
Woodland Hills Golf Course	300,000	296,919	191,158	105,761
	<u>9,165,891</u>	<u>6,004,935</u>	<u>5,319,010</u>	<u>685,925</u>
Total Net Surplus	<u>\$1,133,046</u>	<u>\$1,992,439</u>	<u>\$1,659,352</u>	<u>\$333,087</u>

ST. CLAIR COLLEGE
ANCILLARY OPERATIONS: SURPLUS / (DEFICIT)
FOR THE EIGHT MONTHS ENDING NOVEMBER 30, 2018

SCHEDULE 4B

	MTCU INTERIM BUDGET \$	ACTUAL YTD \$	ACTUAL PRIOR YTD \$
Beverage Supplier: Revenue	50,000	44,538	38,312
Bookstore - Windsor & Chatham: Revenue	300,000	228,316	236,190
Bookstore - Windsor & Chatham: Expenditures	-	75	19
	300,000	228,241	236,171
Cafeteria - South Campus: Revenue	30,000	31,014	12,380
Cafeteria - South Campus: Expenditures	-	2,551	-
	30,000	28,463	12,380
Lockers Administration: Revenue	54,200	45,915	45,410
IRCDSS Special Events: Revenue	125,000	88,117	188,922
IRCDSS Special Events: Expenditures	95,000	25,875	100,713
	30,000	62,242	88,209
Parking Lots: Revenue	1,608,150	1,311,815	1,098,720
Parking Lots: Expenditures	1,143,185	436,074	208,624
	464,965	875,741	890,096
Residence: Revenue	2,755,149	1,481,844	1,392,558
Residence: Expenditures	2,447,416	1,333,390	1,312,530
	307,733	148,454	80,028
Saints Store: Revenue	47,000	28,614	5,096
Saints Store: Expenditures	35,000	27,236	13,484
	12,000	1,378	(8,388)
Green Giants: Revenues	145,000	168,583	123,347
Green Giants: Expenditures	145,000	165,603	125,292
	-	2,980	(1,945)
St. Clair Centre for the Arts: Revenue	4,019,438	3,299,889	3,030,677
St. Clair Centre for the Arts: Expenditures	3,892,533	2,831,961	2,637,437
	126,905	467,928	393,240
Sky Volleyball: Revenue	40,000	91,577	-
Sky Volleyball: Expenditures	40,000	70,128	-
	-	21,449	-
Varsity Sports - Windsor: Revenue	825,000	885,600	535,278
Varsity Sports - Windsor: Expenditures	1,067,757	815,123	729,753
	(242,757)	70,477	(194,475)
Woodland Hills Golf Course: Revenue	300,000	291,552	271,472
Woodland Hills Golf Course: Expenditures	300,000	296,919	191,158
	-	(5,367)	80,314
Total Revenue	10,298,937	7,997,374	6,978,362
Total Expenditures	9,165,891	6,004,935	5,319,010
Surplus	1,133,046	1,992,439	1,659,352

Notes: Revenues & Expenditures

Note 1 **REVENUE: Enrollment Based Envelope**

Operating Grant - Base Funding
Clinical Education

Note 2 **REVENUE: Differentiation Envelope**

GPOG Holdback
Performance Funding (KPI)

Note 3 **REVENUE: Other MTCU Grants**

Accessibility Funding for Disabled Students
Collaborative Nursing
International Student Recovery
Municipal Taxes
Mental Health Worker and Services
One-Time Funding
Support Programs and Students

Note 4 **REVENUE: Other**

Aboriginal Counselor
Experience Ontario
Reporting Entities Project
Women Campus Safety
WSIB
Career Ready Fund
Youth Job Link

Note 5 **REVENUE: Other**

Apprenticeship Classroom Fees
Graduation Fees
Miscellaneous Income
Termination Gratuity Fees
Unrestricted Donations
CT In-Service Teacher Training

Notes: Revenues & Expenditures (continued)

Note 6 EXPENDITURES: Other

- Audit Fees
- Bad Debt Expense
- Bank Charges
- Building Repairs & Maintenance
- Capital Non-Depreciable
- College Compensation & Appointments Council
- Field Studies
- Food Service
- Grounds Maintenance
- Learning Resource Material
- Long-Term Debt - Interest
- Postage
- Professional Fees
- Staff Employment
- Student Scholarships: International & Athletics
- Support Allowances
- Telephone
- Vehicle Expenses



POLICY TYPE:	Governance Process	NUMBER:	2003-2.
POLICY TITLE:	Chairs Role	DATE:	May 2003
		REVIEWED:	Oct. 2008
		REVIEWED:	January 2019

The role of the Chair is to ensure that the Board functions according to its policies and to represent the Board to outside parties. The Chair is the only official spokesperson for the Board of Governors, other than in specifically authorized instances.

1. The responsibility of the Chair is to ensure that the Board operates in a manner consistent with its own policies and those requirements legitimately imposed upon it from outside the organization.
 - (a) Meeting discussion content will only be those issues which, according to Board policy, clearly belong to the Board to decide, not the President.
 - (b) Deliberation will be fair, open and thorough, but also efficient, timely, orderly and kept to the point.
2. The Chair has the authority to make decisions on behalf of the Board which fall within Board policies. He/she shall not:
 - (a) Commit the Board to any new policies.
 - (b) Authorize expenditures that require Board approval. It is expected that normal incidental expenses of the President would be approved by the Chair.
3. The Chair is the Board's formal contact with the President.
4. The Chair is to ensure the Vice Chair is informed of current and pending Board issues and processes. The Vice Chair will act as Chair when the Chair is unable to fulfill his/her duties, in accordance with the By-Laws.

St. Clair College In The News

Table of Contents:

Page 1	Windsor mayor to focus on diversification and attracting investment CBC – December 3, 2018
2 – 3	Slime, bubble wrap, dogs provide relief to stressed UW student at exam time Windsor Star – December 5, 2018
4 – 5	Photos: St. Clair College going back in time with 'Merry Christmas 1930's' Windsor Star – December 6, 2018
6	Knobby's Kids Hit The Ice For 12 th Year AM800 CKLW – December 8, 2018
7	Downtown Windsor BIA members elect almost completely new board Windsor Star – December 8, 2018
8 – 9	Knobby's Kids receives \$5K to keep sticks on the ice Windsor Star – December 9, 2018
10 – 11	'Eager to see a change': Downtown BIA members elect an almost entirely new board CBC News – December 9, 2018
12	EnWin awards scholarships to those who serve Blackburn News – December 10, 2018
13	The S'Aints 12 Days of Christmas countdown Windsor Star – December 10, 2018
14	Large Crows Attends Salvation Army Christmas Dinner AM800 CKLW – December 12, 2018
15 – 17	Windsor woman represents Canada at Miss Universe 2018 this Sunday Windsor Star – December 14, 2018
18 – 20	\$24,820 and 13,244kg of food donated to CBC Windsor's Sounds of the Season CBC News – December 14, 2018
21 – 22	PHOTOS: St. Clair College Filled With Gamers For X-Mas Lan And Smash Ultimate Tournament WindsoriteDOTca News – December 15, 2018
23	Miss Universe Crowned AM800 CKLW – December 17, 2018
24	Windsor's Marta Stepien makes Top 10 at Miss Universe pageant CTV Windsor – December 17, 2018
25 – 27	Windsor's Stepien finishes in Top 10 at Miss Universe competition in Bangkok Windsor Star – December 18, 2018
28 – 29	Large turnout at blood donor clinic to show support for Jocelyn McGlynn as she battles leukemia Chatham Daily News – December 22, 2018
30 – 31	The S'Aints charity concert raises \$66,075 Windsor Star – PRINT EDITION – December 21, 2018
32	Polar Plunge raises the bar Chatham Daily News – December 31, 2018
33	Local roundup: St. Clair's El-Turk to guide Ontario at Canada Summer Games in 2021 Windsor Star – January 3, 2019
34	\$125,000 raised for FIRST Robotics teams since 2014 CTV Windsor – January 5, 2019
35	Two Construction Projects To Highlight 2019 At St. Clair College AM800 CKLW – January 7, 2019

- 36 Sixth Annual FIRT Robotics Challenge Kicks-Off With Cash
AM800 CKLW – January 7, 2019
- 37 – 38 Gas tax grant of almost \$4M announced for Transit Windsor
Windsor Star – January 8, 2019
- 39 College continues its sponsorship of robotics
The Chatham Voice – January 9, 2019
- 40 National Ballet School Comes To Windsor
AM800 CKLW – January 11, 2019
- 41 Canada’s National Ballet School pirouettes into Windsor
Blackburn News – January 10, 2019
- 42 Robotics Competition Helps Develop Skills Students Need For Future Employment
Biz X Magazine – January 2019 Edition
- 43 – 44 Windsor organizations collaborate to attract tech. auto companies at Detroit auto show
CBC – January 14, 2018
- 45 Ontario to Cut Tuition Fees by 10%
AM800 CKLW – January 15, 2019
- 46 Ontario to cut tuition fees by 10 per cent
CTV – Canadian Press – January 15, 2019
- 47 Ontario PC’s to eliminate free tuition for low-income students
CBC – Canadian Press – January 17, 2019
- 48 Free tuition being eliminated for low-income students
CTV – The Canadian Press – January 17, 2019
- 49 Local baseball loses a champion with the death of LaBute
Windsor Star – January 17, 2019
- 50 St. Clair College Mourns Passing of Labute
AM800 CKLW – January 17, 2019
- 51 Baseball community mourns the loss of ‘Chico’ LaBute
CTV Windsor – January 17, 2019
- 52 – 55 Windsor students worry tuition and OSAP changes may mean no school, fewer services
CBC News – Jan. 18, 2019
- 56 – 57 It’s polar plunging season in Essex County
Windsor Star – January 18, 2019
- 58 – 59 University and College Look for Savings Following Tuition Drop Announcement
AM800 CKLW – January 18, 2019
- 60 Goal Set at \$60,000 for Polar Plunge for Special Olympics
AM800 CKLW – January 18, 2019
- 61 – 62 Allowing students to opt out of fees will reduce accountability: campus groups
CTV – The Canadian Press – January 18, 2019
- 63 – 67 Student unions, university, college still have ‘lots of questions’ about what tuition cuts mean
UPDATED STORY – CBC Windsor – January 18, 2019
- 68 Polar Plunge makes bigger splash this year
Chatham Daily mews – January 19, 2019
- 69 \$32,000 raised for Special Olympics during Polar Plunge
CTV Windsor – January 20, 2019
- 70 – 71 Questions raised about provincial tuition cuts
Blackburn News – January 20, 2019

Windsor mayor to focus on diversification and attracting investment

The new council was officially sworn in for the 2018-2022 term Monday night



Windsor mayor Drew Dilkens says the city needs to start planning as if the Fiat Chrysler plant will close in 2025. (Meg Roberts/CBC)

Windsor could be the next Oshawa and it's time to start preparing for that reality, according to mayor Drew Dilkens.

That was Dilkens' main message during his inaugural council address at St. Clair Centre for the Arts Monday night.

He said even though Fiat Chrysler has given no indication that they are leaving, "we must think about it, we must talk about it, and we must plan and prepare for this possibility."

"We need to start planning as if we've just been given notice that 2025 is the year this plant will close."

Diversifying industry and continuing to attract investments to Windsor are two key points Dilkens mentioned as ways to ensure people who could lose their auto jobs down the line, are able to shift to something else.

Quicken Loans coming to the city and a major German manufacturer's first North American headquarters were two examples Dilkens gave as some of the success the city has seen when it comes to pursuing new sectors.

Even so, Dilkens said there needs to be more done.

"We are getting our message out, but we simply have to put more resources into this effort to be successful."

Tap the player below to watch the entire inaugural city council meeting.

He also briefly mentioned building regional transit and working to solve problems in mental health and addictions.

The first formal city council meeting will be held Dec. 17.

Four new faces — Fabio Costante, Gary Kaschak, Kieran McKenzie and Jim Morrison — will be joining other re-elected councillors around the table.

Slime, bubble wrap, dogs provide relief to stressed UW students at exam time

Windsor Star - 5 Dec 2018



Ashley Vodarek, mental health and wellness co-ordinator at the University of Windsor, holds a wellness bag Tuesday that will be provided for students across campus during exam period.

They're deploying slime and bubble wrap to combat exam-induced stress at the University of Windsor while it's cocoa and canines at St. Clair College.

With first-term studies wrapping up and giving way to finals next week, student support systems on both campuses are ramping up.

Volunteers were on hand at the University's CAW Student Centre Tuesday announcing the launch of a campus-wide giveaway of "wellness bags."

Each bag bears the message "Open In Case of Exams ... Wellness Inside" and contains slime, bubble wrap, gum, tea, oatmeal cookies and study tips. Ashley Vodarek, the university's mental health and wellness counsellor, said the slime is new this year, by popular request from some nursing students.

The cookies have replaced a caffeine product that was in last year's kit.

Vodarek said they handed out 200 wellness kits last year but have upped that to 1,000 this time, thanks to some campus sponsorships and support from the Student Counselling Centre. Tuesday, students could pick up a map outlining the 10 locations where wellness bags will be left on specific exam days, namely Dec. 10, 12, 14 and 17. There was also a giant piece of bubble wrap available for stomping for those who have a little pre-exam stress to work out. "My day was miserable until right now," one female student remarked as she eagerly stomped away.

One student opted to roll across the pad of wrapping. Exams start Dec. 8. Vodarek said the bags simply will be left on tables and chairs in areas where students typically set up for study sessions, including the downtown campus.

"It went very well last year," she said of the stress relief effort. "It's a little oasis in the middle of the desert that is exams." Vodarek said she sees the changes in student demeanour as exams approach.

"Everyone is feeling low and the pressure of the weight of the world," she said. "It's an overwhelming time because they're wrapping up the semester and figuring out how to divide their time to finish assignments which means they're probably not taking the time to take a break and do the things they need to relax."

At the college, exams run Dec. 10-14, so they celebrated “Stress Less Fest” this week.

Each day from Monday through Friday offered students something fun from cocoa and colouring to therapy dogs, to gingerbread decorating.

“It’s things that get your mind off being in the exam and make you a little happier,” said Ryan Peebles, the general manager of St. Clair’s Student Representative Council. Students also received exam survival kits which included pencils, erasers, granola bars and contact information for peer counselling. New this year is an oxygen bar available Thursday afternoon on the main campus. Peebles said they offered it on the Chatham campus last year and students loved it. Proponents say a hit of oxygen boasts therapeutic benefits such as reducing stress and increasing energy.

The college is also fulfilling “winter wishes” where students write a wish for a free coffee or a textbook on a paper snowflake. Officials pick snowflakes at random and grant those wishes.

“It’s a little good cheer around a stressful period,” Peebles said.

Photos: St. Clair College going back in time with 'Merry Christmas 1930s'

Windsor Star - December 6, 2018



St. Clair College students in the Performing Arts Music Theatre Performance and Entertainment Technology programs are preparing to present a Merry Christmas 1930s style holiday show. Cast members are shown during a rehearsal on Thursday, December 6, 2018, at the Chrysler Theatre. Dan Janisse / Windsor Star

St. Clair College will be celebrating the golden age of jazz with their holiday production Merry Christmas 1930s.

The college's performing arts department, specifically the music theatre and performance art and entertainment technology programs, are collaborating on the production, which will be performed at the Chrysler Theatre.

Shows are Dec. 7, 8, 13 and 14 at 7:30 p.m. and Dec. 15 with a 2 p.m. matinee.

Tickets are \$20 for adults and \$10 for students and can be purchased by calling the box office at 519-252-6579 or 1-800-387-9181.



St. Clair College students in the Performing Arts Music Theatre Performance and Entertainment Technology programs are preparing to present a Merry Christmas 1930s style holiday show. Aubrey Therrien and other members of the cast are shown during a rehearsal on Thursday, December 6, 2018, at the Chrysler Theatre. Dan Janisse / Windsor Star



St. Clair College students in the Performing Arts Music Theatre Performance and Entertainment Technology programs are preparing to present a Merry Christmas 1930s style holiday show. Cast members from left, Haley Kriz, Aubrey Therrien and Kihanna Becke are shown during a rehearsal on Thursday, December 6, 2018, at the Chrysler Theatre. Dan Janisse / Windsor Star

Knobby's Kids Hit The Ice For 12th Year

[AM800 CKLW](#) - Saturday, December 8th 2018



Knobby's Kids Hockey and Skating Program kicked off its 12th year at Lanspeary Park Outdoor Ice Rink on Saturday December 8, 2018 (Photo courtesy of St. Clair College)

A program offering kids a chance to play hockey for free in Windsor is hitting the ice for its 12th year.

St. Clair College's Alumni Association kicked in \$5,000 to the Knobby's Kids Hockey and Skating Program. That money will help keep the lights on at the rink for another year.

The program offers hockey to kids 8 to 11 years old. This year 90 kids are taking part at the Lanspeary Park Outdoor Ice Rink.

Knobby's Kids President Marty Kereseter tells CTV News the beautiful thing about the program, is kids that have become adults, return to the rink to give back.

"They want to help out, it gives them a sense of purpose, even just by being a part of the program and that's what makes a big difference," he says.

Being a part of the program can mean the world to some kids, according to Kereseter.

"That's what's so special about this program. Some of these kids, they just want to be part of something and this gives them a chance to do that," he added.

Kereseter wouldn't trade cold Saturday mornings at the rink for anything.

"Every time I see those kids on the ice and they're smiling, that's what makes it worthwhile," says Kereseter.

He says it costs about \$14,000 a year to keep kids on the ice, but it's worth it to give kids a place to play.

The program runs every Saturday until the end of March.

Downtown Windsor BIA members elect almost completely new board

Windsor Star - 8 Dec 2018 – PRINT EDITION



Pat Papadeas

Members of the Downtown Windsor Business Improvement Association voted for a near-complete turnover of its board of directors. Seven of the eight people elected Friday evening after three days of voting are new to the board, with only Marry Anne Ducharme of Pearce, Ducharme and Associates Family Law retaining her position. Chairman Larry Horwitz was not re-elected to the board. “There was a desire for change, a desire for renewal in the DWBIA,” said Pat Papadeas, one of the new board members.

“I think there’s going to be a bit of a learning curve, but I’m going to be part of a team with a lot of energy.”

Papadeas, a legal studies professor at St. Clair College, host of Rose City Politics, and member of the Windsor International Film Festival board of directors, said she heard about a group of young business owners looking to make some changes downtown and became excited to be a part of it. “I see the hard work they put in their businesses,” Papadeas said about the other newly elected board members.

“Based on the energy and what we’ve seen them accomplish in their own rights, I think we’re going to see some great things.” Papadeas said it was too soon to name specific changes the new board intends to make, but added, “we need to take a look at a strategic direction downtown.” Geoff Zanetti, owner of Villains Beastro, is another newcomer to the board. He and Papadeas both said they heard over 100 members took part in the vote, up from around 30 people in past elections.

“Change is always good,” Zanetti said. “It’s hard to resist change.” After the list of board-elect members is presented to city council for approval, the board will be joined by Ward 3 Coun. Rino Bortolin, who represents the downtown on council and is appointed by the city.

The first meeting of the new board will take place at 5:30 p.m. on Jan. 24, after which board members will vote on a new chair and Based on the energy and what we’ve seen them accomplish in their own rights, I think we’re going to see some great things.

An email sent out Friday night to the candidates by DWBIA executive director Debbie Croucher lists the winners:

Bar & Nightclub: Bryan Datoc

Commercial Property Owner /Developer: Geoff Zanetti

Hotel/Tourism/Retail: Brian Yeomans

Member at Large (non-licensed): Pat Papadeas

Professional Services (legal & financial): Mary Anne Ducharme Restaurant (licensed): David Prantera

Restaurant (unlicensed): Stephanie Clark

Retail: Liam O’Donnell

Knobby's Kids receives \$5K to keep sticks on the ice

Windsor Star - December 9, 2018



Keegan Davis, 7, left, and Tristen Humber, 8, are two of the hundreds of children who get to play hockey because of Knobby's Kids at Lanspeary Park. St. Clair College Alumni Association donated \$5,000 on Saturday morning, which was the first ice time of the 2018-19 hockey season for Knobby's Kids. Nick Brancaccio / Windsor Star

Keegan Davis keeps the puck from the first goal he ever scored in a frame at his house.

Thanks to Knobby's Kids, a skating and hockey program for children who cannot afford organized leagues, the seven-year-old Windsor boy plays hockey at Lanspeary Park for free every Saturday morning in the winter.

From the beginning of December to the end of March, about 100 kids ages 5 to 12 hit the ice wearing skates, helmets, mouth guards, and other equipment provided to them by the program. Some wear jerseys from their favourite NHL teams, while others wear Knobby's Kids jerseys.

"It's a lot of fun," said Davis, now in his second year with the program. "I like playing all the positions except goalie."

Knobby's Kids, which relies on donations and private sponsorships to operate, received a \$5,000 cheque from the St. Clair College Alumni Association Saturday.

To run the program for the year costs about \$14,000, said program president Marty Kerester. He expected Saturday's donation to cover the cost of insurance and ice time for the season.

"It's an expensive adventure, but Windsor and Essex County has been so super to us," said Kerester, who has been involved with the program since its inception 12 years ago. "I can't say enough how happy I am for that."

Kerester remembered being pulled aside by Jerry Slavik and Robert "Knobby" Knudsen, the two men who would go on to create Knobby's Kids, to talk about the idea. The three men worked together at Windsor Factory Supply, which Slavik co-founded.

“(Slavik) said, ‘Hey Marty, I want to run something by you. I want these kids to play hockey for free,’” Kerester said, quoting Slavik, who died in May 2018 at age 85. “I told him there was no way that could happen, but 12 years later it’s still going strong.”

Knudsen, who the program was named after, died in 2011 at age 81.

“I have to fill the shoes of Knobby Knudsen and Jerry Slavik, and every time I see those kids on the ice and they’re smiling, that’s what makes it worthwhile,” Kerester said.

A senior program was created for children who age out of the kids’ game. Now teenagers feel a sense of purpose helping with the younger kids’ program, Kerester said, and they still get to play hockey after the juniors leave the ice.

“I feel we’re making a difference with our volunteers, who are great mentors,” he said. “To see these kids want to give back afterwards, there’s nothing better than that.

“Every year the program seems to get better and better and better,” he added. “It’s all word of mouth, and the kids just love it. They don’t have to worry about anything. Just come on out, smile, play hockey, have fun, meet some new people, and that’s what it’s all about.”

'Eager to see a change': Downtown BIA members elect an almost entirely new board

Chairman Larry Horwitz was not re-elected

CBC News · Dec 09, 2018



Pat Papadeas was voted in as a DWBIA board member, as a member at large. (Amy Dodge/CBC)

The Downtown Windsor Business Improvement Association (DWBIA) has a new board for the 2019-2022 slate — and its board members are almost all entirely new.

Of the eight elected board members, Mary Anne Ducharme is the only returning member. Chairman Larry Horwitz was not re-elected.

Business and property owners voted over the course of Wednesday, Thursday and Friday. Results were emailed to candidates on Friday.

"There are some energetic ... vibrant and young people that wanted to work with the BIA and were eager to see a change," said Brian Yeomans, a business development manager and board member-elect.

He said that many candidates actively campaigned and shared their platforms with different businesses to let them know they were interested in working with them and making some changes.

'Voices wanted to be heard'

"I'm not speaking negatively of the BIA presently or the current board, because they've done some great things," like working on implementing alley lights and cleaning, he said.

"But I think voices want to be heard and they wanted to have a little bit more involvement with how things were handled or run," he added.

Fellow board member-elect Pat Papadeas says change in an organization can be a healthy thing, and she's pleased to see so many new businesses that have opened up in the downtown core represented around the table among the new members.

"These are people who can make some incredible contributions in terms of their experiences in the downtown core," she said.

Horwitz not re-elected

Both Papadeas and Yeomans acknowledged that Horwitz not returning to the board is a big change.



Downtown Windsor Business Improvement Association chairman Larry Horwitz was not re-elected to the board for the 2019-2022 term. (Dale Molnar/CBC)

"Larry's very invested in the downtown core, he's been very involved in the downtown for years, and it is a surprise that he's not in it, but again, he does a lot for the city, and I do hope he still stays involved," Yeomans said.

Papadeas said Horwitz has always championed for a downtown that is vibrant and prosperous.

"Larry is larger than life, so he is definitely going to be, always, an involved player in downtown," said Papadeas.

Horwitz was unable to comment this weekend, but said he would speak to this at a news conference this week.

The first meeting of the new board will take place in January.

According to an email sent out to candidates by the executive director of the DWBIA, the newly elected board members are:

- BAR & NIGHTCLUB - Bryan Datoc
- COMMERCIAL PROPERTY OWNER / DEVELOPER - Geoff Zanetti
- HOTEL / TOURISM / RETAIL - Brian Yeomans
- MEMBER AT LARGE (NON-LICENSED) - Pat Papadeas
- PROFESSIONAL SERVICES (LEGAL & FINANCIAL) - Mary Anne Ducharme
- RESTAURANT (LICENSED) - David Prantera
- RESTAURANT (UNLICENSED) - Stephanie Clark
- RETAIL - Liam O'Donnell



EnWin presents scholarships to Corporal Rebecca Momney, left, Corporal Brandon Badour and Corporal William Tate as part of its Powerful Partnership program in Windsor, December 6, 2018. Photo by Mark Brown/Blackburn News.

EnWin awards scholarships to those who serve

Blackburn News - December 10, 2018

Windsor's chief utility company is giving back to those who serve our country.

ENWIN Utilities is providing scholarships through its Community Education Program as part of efforts to help active and returning Canadian Forces soldiers fund their education. The utility announced a Powerful Partnership with the Windsor Regiment Association, and on Monday, ENWIN provided three \$500 scholarships to reservists Corporal Brandon Badour, Corporal Rebecca Moroney, and Corporal William Tate.

The scholarships are designed to help soldiers complete a post-secondary program, and are geared toward military members who have seen active duty and returned to civilian life. Corporal Momney, a nursing student at St. Clair College's Chatham campus, said without it, keeping up her studies would be difficult.

"It was a struggle for a bit," said Momney, 22. "I had to possibly drop out of my program, and with this \$500, this will really help me out with gas and everything else to complete my schooling."

ENWIN's Powerful Partnership is another example of cooperation between the Canadian Forces and civilian companies. The most significant one in recent history came during the Montreal Ice Storm in 1998, where soldiers worked alongside utility workers to repair damaged electrical infrastructure, get power back online, clear roads, and help those in need.

Momney said the scholarships are a big motivator for those in the service to advance their careers, whether in the military or in civilian life.

"It's that little extra step to help you further better yourself," said Momney. "As a soldier, you're always looking for ways to improve yourself, always a way to better yourself. You always want to help your team and improve altogether."

Complete information on all of [ENWIN's community initiatives](#) can be found on their official website.

The S'Aints 12 Days of Christmas countdown

Windsor Star - December 10, 2018



The S'Aints perform Christmas tunes at a press conference to promote their upcoming charity concert, *Sleighbing Hunger*, at Caesars Windsor Colosseum on Nov. 6, 2014. Dax Melmer / Windsor Star

Windsor's favourite philanthropic super-group, The S'Aints is once again joining forces with St. Clair College and Caesars Windsor to sleigh hunger with an all ages, annual fundraising concert on The Colosseum stage, Friday, December 21 at 8 pm.

A great holiday tradition for the entire family, the holiday show will showcase The S'Aints band featuring local and world-renowned talents: lead vocalist Jody Raffoul; Tea Party drummer, Jeff Burrows, Wes Buckley, Kelly "Mr. Chill" Hoppe, David Cyrenne, Kelly Authier, Marty Bak, Liz Robinson and Stephanie Baker. The show also features special guests *'The Sinners'* choir, *'The Horns of a Dilemma'*, and *'The Twisted Sisters'*.

Large Crowd Attends Salvation Army Christmas Dinner

[AM800 CKLW](#) - Wednesday, December 12th 2018



Hundreds gather for the annual Salvation Army Christmas Dinner, December 12, 2018 (Photo by AM800's Rob Hindi)

More than 700 people enjoyed the annual Salvation Army Christmas dinner.

The dinner was held on Wednesday in downtown Windsor at the St. Clair Centre for the Arts building on Riverside Drive.

About 100 volunteers helped serve the meal which included turkey, stuffing, carrots, potatoes and gravy.

Dwane Bashura has been attending the dinner for five years.

He says he enjoyed the meal and spending the night with the other guests.

"It's big time warmth to see Windsor, people coming out here, the number of people out here and their all in the Christmas mood, festivities and everything," says Bashura. "I love it."

Sherry Thompson has been attending the dinner for three years.

She's currently on disability and says she can't afford a lot.

"Nobody gets judged here and it's like a big family, nobody gets judged, nobody says anything, enjoy your day," says Thompson.

The Salvation Army Band entertained the crowd playing some Christmas tunes.

The dinner has been happening for 20-years.

Windsor woman represents Canada at Miss Universe 2018 this Sunday

Windsor Star - December 14, 2018



Marta Stepien, Miss Canada 2018 walks on stage during the 2018 Miss Universe national costume presentation in Chonburi province on December 10, 2018. LILLIAN SUWANRUMPHA / AFP/Getty Images

A Windsor woman is vying for the title of Miss Universe at the annual pageant in Thailand.

Marta Magdalena Stepien, 24, who was born in Poland but raised in Windsor, is among 90 contestants vying for the title.

Stepien was named Miss Universe Canada in Toronto in August.

She won the Miss International Canada title in 2017, and was first runner-up in the 2018 International Queen of Coffee beauty pageant in Columbia.

According to her Miss Universe profile, Stepien is entering her final year at St. Clair College in biomedical engineering technology and holds a grade point average of 3.96.

She has a strong interest in genetics and immunology and has worked as an applied researcher.



Marta Stepien of Canada competes in the evening gown competition during the 2018 Miss Universe pageant in Bangkok on December 13, 2018. LILLIAN SUWANRUMPHA / AFP/Getty Images

Stepien, an international model for 10 years, has travelled the globe, visiting Poland, France, England, Germany, South Korea, Switzerland and Colombia and Japan — where she has worked as a government-appointed Japanese tourism ambassador.

If she brings the Miss Universe crown to Canada for the first time in 13 years, Stepien plans to work to empower young women and girls from low-income, single-parent immigrant backgrounds. She also wants to work towards creating free after-school programs that focus on technology, robotics, coding and networking.

“Thank you for an amazing preliminary competition,” Stepien wrote on her Facebook page after Friday’s preliminary competition. “Love to everyone who has supported me ... my heart is filled with gratitude, and I am humbled to wear the Canada sash.”

Earlier in the week Stepien participated in the national costume competition wearing a Canadian-themed dress.

Last month Stepien appeared at the show of fashion designer Michael Cinco for Arab Fashion Week where she wore a red beaded couture number.

“I think she is probably one of the most stunning contenders for Miss Universe this year,” Cinco wrote on social media. “Marta is probably one of the strongest contenders to win the crown this year.”

The Miss Universe competition will be broadcast Sunday night at 7 p.m. on Fox television, WJBK channel 2 in Detroit.



Miss Canada Marta Stepien participates in the swimsuit and evening gown stage of the 67th Miss Universe competition in Bangkok, Thailand, Thursday, Dec. 13, 2018.(AP Photo/Gemunu Amarasinghe) ORG XMIT: XGA119 Gemunu Amarasinghe / AP



Marta Stepien, Miss Canada 2018 walks on stage during the 2018 Miss Universe national costume presentation in Chonburi province on December 10, 2018. LILLIAN SUWANRUMPHA / AFP/Getty Images

\$24,820 and 13,244 kg of food donated to CBC Windsor's Sounds of the Season

Our food drive continues until Dec. 31

CBC News · Dec 14, 2018



Sarah Kulyk had to turn to the food bank when she found herself unemployed unexpectedly. (Tom Addison/CBC)

CBC Windsor is collecting food and monetary donations for *Sounds of the Season*. Everything will go to the Unemployed Help Centre (UHC) food bank.

Sarah Kulyk, a former food bank user at the UHC, said it's a wonderful resource.

"Everybody here is so nice," said Kulyk, who became unemployed when her workplace shut down unexpectedly. She was a full-time student and it was hard to find a workplace that would accommodate for her schedule.

"I have great family, a great support system and everything else, but they go through layoffs and they go through hard times too."

By the end of Friday, CBC Windsor had collected 13,244 kg of food donations and \$24,820. The food drive continues until Dec. 31.



Hotel Dieu Grace Healthcare stopped by the CBC newsroom with donations collected by employees. (Angelica Haggert/CBC)

CBC Windsor's Sounds of the Season live broadcast day kicked off with live music for *Windsor Morning*, held off-site at the St. Clair College Centre for the Arts.

Donations poured in from St. Clair alumni, Essex-Windsor EMS, BMO Nesbitt Burns and the Windsor Essex County Canoe Club — among many others.



Windsor Police Service parked a cruiser outside CBC News on Riverside Drive to stuff a cruiser with food donations. (Angelica Haggert/CBC)

In the afternoon, community organizations brought vans full of food donations to the CBC newsroom on Riverside Drive.

"We've got 4,000 employees at Windsor Regional Hospital," said spokesperson Steve Erwin as he unloaded a van of canned goods. "I think you'll probably get a can for each of them."

Erwin said the staff are "full of spirit" and even though many work 12-hour stints, they didn't hesitate to bring in donations.

"The community has been so good to our hospital and it's nice when we're able to give back."



Unifor Local 444 donated more than 7,200 kilograms of food and \$12,500. (Arms Bumanlag/CBC)

Maciah Telfer and Nicole Crozier from Hotel Dieu Grace Healthcare also pulled up with more than a dozen boxes of food collected by employees.

"We always look forward to when CBC is doing this so we can support our community," said Telfer.

CBC Windsor host for the supper-hour newscast Arms Bumanlang stopped by the Fiat-Chrysler Automobiles (FCA) assembly plant to receive a donation from Unifor Local 444 members — more than 7,200 kilograms of food items and \$12,500.

"This means a lot," said Jane Muir from UHC. "This is a huge donation. I think this is the most they've collected. What a great bunch of individuals."

Muir was on site at FCA to receive the donation on behalf of the 15 area food banks who will receive the canned goods collected during the campaign. Employees from both Caesars Windsor and FCA contributed.

Muir said FCA "steps up to the plate" every year.

"Even though the unemployment rate is down, we want people to know the story: people really do come to our doors, so know that your donations go a long way," said Muir.

Even though Kulyk hopes no one else would ever have to use the food bank, she said these are some difficult times.

"There's nothing to be embarrassed about. Everybody needs some help every now and then, you just have to be willing to want to help yourself do it."

PHOTOS: St. Clair College Filled With Gamers For X-Mas Lan And Smash Ultimate Tournament


WindsoriteDOTca News - Saturday December 15th, 2018



St. Clair College is full of games this weekend with the annual X-Mas Lan Party and a Smash Ultimate Tournament taking place Saturday.

There is room for both casual and competitive gamers with both events taking place, although casual gamers are welcome to both the Lan Party as well as the tournament. The Smash Ultimate Tournament celebrates the recent release of Super Smash Bros. Ultimate with prize pools being up to \$1000.00.





Miss Universe Crowned

AM800 CKLW - Monday, December 17th 2018



Catriona Gray of the Philippines (C) is congratulated by contestants after winning the Miss Universe 2018 on December 17, 2018 in Bangkok. (Photo by Lillian Suwanrumpha/AFP)

Catriona Gray of the Phillipines is the new Miss Universe.

She was crowned at in a competition in Bangkok, Thailand.

The first runner-up is Tamaryn Green of South Africa and the third-place finisher is Sthefany Gutierrez of Venezuela.



Miss Universe contestant Marta Stepien of Canada reacts after being selected as top 10 finalist during the 2018 Miss Universe Pageant in Bangkok on December 17, 2018. (Photo by Lillian Suwanrumpha/AFP)

[Miss Universe Canada](#), Marta Stepien of Windsor made it into the Top 10.

The 24-year-old St.Clair College student was born in Warsaw, Poland and moved to Canada where he family settled in Windsor.

She is currently studying biomedical engineering.

Windsor's Marta Stepien makes Top 10 at Miss Universe pageant



Marta Stepien in the evening gown portion of the Miss Universe pageant in Bangkok, Thailand on Sunday, Dec. 12, 2018. (Courtesy Fox)

CTV Windsor - December 17, 2018

A Windsor woman was a Top 10 finalist at the Miss Universe pageant.

Miss Universe Canada Marta Stepien, 24, competed against 92 other contestants in Bangkok, Thailand on Sunday night.

Stepien was born in Poland, but grew up in Windsor. She is a model and an engineering student at St. Clair College.

Windsor's Stepien finishes in Top 10 at Miss Universe competition in Bangkok

Windsor Star - The Associated Press - December 18, 2018



Miss Canada Marta Stepien gesture as the host Steve Harvey greets her during the final of 67th Miss Universe competition in Bangkok, Thailand, Monday, Dec. 17, 2018.(AP Photo/Gemunu Amarasinghe) ORG XMIT: XVT103 Gemunu Amarasinghe / AP

BANGKOK — Windsor's Marta Stepien finished as a Top 10 finalist at the Miss Universe pageant Monday in Bangkok where the Philippines' Catriona Gray was named Miss Universe 2018, delighting her home nation.

Stepien, the 24-year-old Miss Universe Canada, was competing against 92 other contestants in Thailand.

Stepien was born in Poland, but grew up in Windsor. She is a model and an engineering student at St. Clair College where she has a 3.96 grade point average.

She has a strong interest in genetics and immunology and has worked as an applied researcher.

In a message posted Monday afternoon on her Facebook page with a photo of her in a beige dress from the final round, Stepien wrote "Thank you" followed by a Canadian flag and a heart symbol.



Miss Universe contestant Marta Stepien of Canada reacts after being selected as top 10 finalist during the 2018 Miss Universe Pageant in Bangkok on December 17, 2018. LILLIAN SUWANRUMPHA / AFP/Getty Images

Stepien, an international model for 10 years, has travelled the globe, visiting Poland, France, England, Germany, South Korea, Switzerland and Colombia and Japan — where she has worked as a government-appointed Japanese tourism ambassador.

Gray wore a sparkling red dress that she said was inspired by a volcano in the Philippines as she was handed the crown to the delight of a roaring crowd in the Thai capital that generally favoured Southeast Asian contestants.

The 24-year-old singer and model said she wore red because “when I was 13, my mom said she had a dream that I would win Miss Universe in a red dress.” She said her mom cried when they saw each other after she won the competition, the 67th Miss Universe pageant.

Gray edged out first runner-up Tamaryn Green of South Africa and third-place Sthefany Gutierrez of Venezuela. She succeeds Demi-Leigh Nel-Peters of South Africa.

— With files from Windsor Star



Marta Stepien of Canada competes after being selected as top 10 finalists during the 2018 Miss Universe Pageant in Bangkok on December 17, 2018. – Miss Philippines was crowned Miss Universe on December 17 in Bangkok after a trailblazing ceremony praised for featuring its first transgender candidate but marred by gaffes about the English-speaking ability of two Asian contestants. LILLIAN SUWANRUMPHA / AFP/Getty Images



(L-R) Tamaryn Green of South Africa, H'Hen Nie of Vietnam, Sthefany Gutierrez of Venezuela, Catriona Gray (C) of the Philippines, Natalia Carvajal of Costa Rica, Akisha Albert of Curacao, Manita Devkota of Nepal, Marta Stepien of Canada, Sophida Kanchanarin of Thailand and Kiara Ortega of Puerto of Rico (R) stand on stage after being selected as top 10 finalists during the 2018 Miss Universe Pageant in Bangkok on December 17, 2018. – Miss Philippines was crowned Miss Universe on December 17 in Bangkok after a trailblazing ceremony praised for featuring its first transgender candidate but marred by gaffes about the English-speaking ability of two Asian contestants. LILLIAN SUWANRUMPHA / AFP/Getty Images

Large turnout at blood donor clinic to show support for Jocelyn McGlynn as she battles leukemia

Chatham Daily News - December 22, 2018



Hilary Pomajba, 19, and Adriano Bernardi, 21, were among the many friends who took part in a blood donor clinic in honour of Jocelyn McGlynn, 21, who is battling leukemia, that was held at the St. Clair College HealthPlex in Chatham, Ont. on Saturday December 22, 2018. Ellwood Shreve/Chatham Daily News/Postmedia Network

Jocelyn McGlynn and her family were overwhelmed at the support shown by those who showed up for a blood donor clinic Saturday in honour of the Chatham native, who is battling leukemia.

“Jocelyn was receiving a blood transfusion as we were communicating (about the support) . . . it was very emotional,” said her aunt Pierrette DeNure-Kiriakopoulos.

Jocelyn, 21, who wrote the Medical College Admission Test this past summer to apply for medical school, needs to find a stem cell donor to help her beat the acute myelomonocytic leukemia she was diagnosed with at the end of November. There was hope that her two younger brothers would be a match, but that didn’t materialize.

Acknowledging it is a difficult situation, DeNure-Kiriakopoulos said, “We’re staying positive and we believe we’re going to find a match and she’s going to beat this.”

Christine Canniff, a family friend who has been leading the charge to organize blood donor clinics, said the next blood clinic in honour of Jocelyn is being held on Jan. 9, 2019 in Chatham.

She added a swab clinic for people to register to be a stem cell donor will also be held at the same time from 1 p.m. to 7 p.m. at the Spirit & Life Centre at 184 Wellington St. W.

“They will look after registering you there, doing the swabbing and everything,” Canniff said.

She said the best chance for stem cell match for Jocelyn will come from people age 17-35.

People can show up to the swab clinic, but if they also want to donate blood, Canniff recommends they book an appointment by either calling 1-888-2-DONATE or going online to www.blood.ca.

Canniff was impressed with the turnout on Saturday, especially the amount of young people, including many from Ursuline College Chatham where Jocelyn graduated high school.

“It’s been amazing, this morning when they opened the doors there was already people waiting and they’re booked solid,” she said.

An official with Canadian Blood Services said the regular monthly Saturday clinic held at the St. Clair College HealthPlex in Chatham normally has a target of 58 units of blood being donated during the three hours it is held. However, organizers were expecting 96 units to be donated and were prepared to collect 128 units, even it meant staying open longer.

Blood donations are important, because eight blood donors a day are needed to help someone battling leukemia.

Hilary Pomajba, 19, a long-time friend, registered to be stem cell donor when she found about Jocelyn.

“We’re so proud of everyone turning out to help Jocelyn,” she said. “It’s phenomenal, the amount of people who are donating blood and registering to be a stem cell donor.”



Jocelyn McGlynn, 21, is keeping up her spirits after being diagnosed with Acute Myelomonocytic Leukemia. The Chatham woman, who is planning to attend medical school, needs a stem cell transplant. (Handout)

The St. Clair Catholic District School Board donated the use of several Chromebooks for people to register online to be a stem cell donor during the clinic.

Devon Pierce, 19, who met Jocelyn when they worked together at Maple City Golf and Country Club, came out to donate blood and register to be stem cell donor.

“She was a server and I worked in the kitchen,” he said of how came to know Jocelyn. “I thought she was one of the nicest people.”

Adriano Bernardi, 21, who attended UCC with Jocelyn, was giving blood for only the second time and also registered online to be a stem cell donor.

“It’s a good cause, Jocelyn’s a really nice person and anything I can do to help I will,” he said.

Pomajba said many of Jocelyn’s friends are rallying to help her win this battle.

“We’re always in contact with her and we just want to her to know how much we all love her,” she said.

The S'Aints charity concert raises \$66,075

- Windsor Star - 21 Dec 2018



NICK BRANCACCIOS' Aints drummer and frontman Jeff Burrows announces Thursday that the 2018 Sleighing Hunger Charity Concert raised \$66,075 for Windsor Essex County Food Bank Association and Chatham Outreach for Hunger. The donation will be shared by 16 foodbanks in the region. The S'Aints Sleighing Hunger holiday show is Friday at The Colosseum at Caesars Windsor.

Food banks across the region will be able to buy more than 30,000 pounds of ground beef after record-setting sales for an annual charity concert by Windsor super group The S'Aints.

With its best year so far for ticket sales, the fifth annual Sleighing Hunger charity concert has raised \$66,075.

The Windsor Essex Food Bank Association and Chatham Outreach for Hunger will receive the money to spread among 16 food banks.

“Once again our partners with

This gift will help to ensure our 15 member food banks are able to feed the most vulnerable in our community.

The S'Aints, Caesars Windsor and St. Clair College have outdone themselves in supporting the Windsor Essex Food Bank Association,” said June Muir, president of the food bank and CEO of the Unemployed Help Centre. “We are able to reach so many families in need of food assistance because of the generosity of the community and from incredible donations like the one we’ve just received.

“This gift will help to ensure our 15-member food banks are able to feed the most vulnerable in our community for the holiday season and beyond.”

The fifth annual fundraising concert is sponsored by Caesars Windsor and St. Clair College. This year’s holiday show happens Friday at 8 p.m. in the Colosseum at the casino.

Band members include Kelly Authier, Kelly Hoppe, David Cyrenne, Jody Raffoul, Jeff Burrows, Wes Buckley, Marty Bak, Liz Robinson and Stephanie Baker.

Since 2013, they have raised \$266,000 for local charities by donating proceeds from ticket sales. “The band is absolutely ecstatic to perform in a world-class venue,” said drummer Jeff Burrows, also a member of The Tea Party. “The Colosseum gives us the perfect platform to present our spectacular holiday concert, while raising funds for our local food banks.”

The food bank association will use the donation to buy ground beef in bulk, an item that is difficult to obtain for people using food banks.

The money will allow the food bank to buy about 30,150 pounds of ground beef, which will provide 160,800 people with a three-ounce serving.

“Chatham Outreach for Hunger wishes to thank everyone involved in Sleighing Hunger,” said executive director Brenda LeClair. “We know that an event such as this requires a great deal of planning and I want everyone to know that your efforts are putting dinner on the table of many of our neighbours here in Chatham Kent who struggle daily to provide adequately for themselves.

“We can continue to meet the growing need because of your tremendous support. Outreach for Hunger wishes everyone a very merry Christmas and a prosperous new year.”

Polar Plunge raises the bar

Chatham Daily news - December 31, 2018



Const. Jason Herder was so thrilled with the result of the first Chatham-Kent Police Service Polar Plunge, he decided to jump into the frigid water twice at the St. Clair College HealthPlex in Chatham this past January. (File Photo/The Daily News)

After a successful event last year, organizers of the Polar Plunge are hoping for a few more brave souls to come out.

The second-annual event, which supports Special Olympics Ontario, takes place Saturday, Jan. 19 at St. Clair College Thames Campus.

There will also be two plunge times this year – 2 p.m. and 6 p.m. A charity barbecue will be held between those times.

Chatham-Kent police Const. Jason Herder said last year's goal was \$10,000, with the final tally coming in at \$14,400. This year's mark is \$20,000.

"Everyone was obviously very excited with our results," he said. "We thought let's expand kind of what we offer. And let's try to double the goal that we set from 2018."

Herder said for the evening plunge, there will be music and neon lights to create a party atmosphere.

Last year, he jumped twice, which is something he plans to do again.

"I upped the ante by saying if we make our goal of \$20,000, that I would jump a third time," he said.

With the unseasonably warm temperatures this winter, Herder added he isn't sure what to expect.

"We got blessed with a day that was sunny and 3 C for the plunge," he said. "This time around... it's either going to be 3 C and rain. Or it could be -5 with snow," he said. "Cold is cold at the end of the day."

Herder said given the interest, the plunge should remain an annual event in the future.

For more information, or to register, visit www.polarplunge.ca/chatham-kent or tterfloth@postmedia.com

Local roundup: St. Clair's El-Turk to guide Ontario at Canada Summer Games in 2021

Windsor Star - January 3, 2019

The Ontario Volleyball Association has named Jimmy El-Turk head coach of Ontario's indoor girls' team for the 2021 Canada Summer Games.

El-Turk, who is head coach of the St. Clair College Saints women's volleyball team, was selected for the position by the Ontario Volleyball Association.

"The selection was very difficult," OVA high performance director L.P. Mainville said in a release. "We had many highly qualified coaches apply and this speaks to the increasing level of coaching in Ontario.

"The coach we select for this role demonstrated his ability to design efficient learning environments for high performance athletes. Jimmy has shown a loyal commitment to the Team Ontario program in the past few years and I am convinced he will be a great ambassador of our program in the years to come. I'm really excited to get to work with him and create amazing growth opportunities for young Ontario female volleyball players."

El-Turk will start to work immediately on his duties. In 2019, he will support in the identification of players for Ontario Team Red and the selection of Canada Games assistant coaches. In 2020, El-Turk will be the head coach of the Ontario Team Black program and in 2021 will be the head coach of the Team Ontario Canada Games program. El-Turk's duties with the Ontario will have no impact on his responsibilities with St. Clair.

\$125,000 raised for FIRST Robotics teams since 2014



FIRST Robotics (Ricardo Veneza/CTV)

CTV Windsor - Saturday, January 5, 2019

For the fifth year in a row, St. Clair College has raised \$1000 for each high school FIRST Robotics team.

This results in \$125,000 raised since 2014.

The competition kicked off at the college Saturday morning.

Twenty high school FIRST Robotics teams were presented their cheques.

Teams will have six weeks to build their robots in time for the competition March. 28-30.

“The underlying philosophy of FIRST Robotics – that the challenge of building something can be a highly educational adventure – reflects both the college’s hands-on academic environment and our effort to foster interest and involvement in science, technology, engineering and math (STEM) subjects,” says St. Clair President Patti France. “It also provides the teamwork, critical thinking, and time-management skills that are so essential in all levels of education and employment. The college is pleased to support these competitors because we know they aren’t just building machines, they are building their futures.”

Two Construction Projects To Highlight 2019 At St. Clair College

AM800 CKLW – January 7, 2019



AM800 File Photo of St Clair College, September 2015 (Photo by Zander Broeckel)

There is lots to look forward to in 2019 at St. Clair College in Windsor.

President Patti France says construction is expected to begin soon for a [new Sports Park](#) and a new residence.

She is also hoping to hear from the province on approval for an 'academic tower' at the south campus.

"We are hoping to have ground breaking ceremonies in early January for a new Sports Park, for a new residence on campus and we are actually also hoping that we get ministry approval to do an academic tower at south campus," says France.

She is also looking forward to working with the new provincial government.


"Trying to do things like reduce red tape and be supportive and if we can reduce red tape and concentrate on core, that will certainly be helpful," says France. "So I think there is positive opportunities in 2019 to collaborate with the new Conservative government.

In 2018, [enrolment at the college](#) reached close to 13,000 students.

She also points out in the past 4-5 years, there has been a 48% jump in enrolment from international students but France admits, that is not sustainable.

Sixth Annual FIRST Robotics Challenge Kicks-Off With Cash

AM800 CKLW - Monday, January 7th 2019



St. Clair College President Patti France (centre) poses with FIRST Robotics teams from throughout Windsor-Essex at St. Clair's Main Campus on Saturday January 5, 2019. (Photo via Twitter/@StClairCollege)

The sixth annual kick-off of the FIRST Robotics competition in Windsor-Essex is coming with some cash.

St. Clair college and the University of Windsor announced \$20,000 donations Saturday — \$1,000 for each team in the area.

Chair of Windsor-Essex FIRST Robotics Larry Koscielski says the skills learned as part of the competition are in demand from employers across the region and beyond.

"It's just been a wonderful collaboration where we've broken down those walls between different institutions and really work well together to support a great cause," according to Koscielski, who says resources and facilities provided by St. Clair College and UWindsor have been a huge boost.

He tells CTV Windsor he's yet to hear about a FIRST Robotics graduate that had trouble getting a post-secondary education.

"There's so much of a tie to what we do at FIRST Robotics to what all employers need in the workplace and the college and university see that," he says.

Financial support is crucial with roughly 1,400 kids taking part in the program across the region, according to Koscielski.

"It's awesome. It is just awesome because it is a big morale booster to get the start for the year and fundraising is a big part of it. It's an expensive program so the kids are always after sponsorship," he says.

Scholarships of up to \$4,000 for FIRST Robotics graduates are also being offered by the University of Windsor.

The competition kicks off at the St. Denis Centre at the end of March.

Gas tax grant of almost \$4M announced for Transit Windsor

Windsor Star - January 8, 2019



More passengers means more gas tax money from the province for Transit Windsor. In this Nov. 14, 2018, file photo, people board the Dougall 6 at the Transit Windsor Terminal in downtown Windsor. Dax Melmer / Windsor Star

Windsor is getting almost \$4 million in provincial money to help run its \$30-million transit system.

Rider fares pay for roughly half of Transit Windsor's costs, with the City of Windsor and its taxpayers paying the remaining \$15 million.

The gas tax money from the province is usually used to offset the cost to the city, the transit service's executive director Pat Delmore said Tuesday.

"It's a pretty substantial chunk of money there," he said of the grant, which amounts to \$3.9 million — \$100,000 more than what Transit Windsor received last year.

"We rely on it every year, we know it's coming."

The gas tax program distributes \$364 million among 107 Ontario municipalities with transit services, including LaSalle which is part of the Transit Windsor system (\$52,271), Tecumseh (\$191,016) and Leamington (\$208,322).

It's based on two cents taken from the sale of every litre of gas and is apportioned based on ridership (70 per cent of the formula) and population (30 per cent).

The previous Liberal government had pledged it would raise the gas tax funding to 2.5 cents per litre for the 2019/20 year, three cents in 2020/21 and four cents in 2021/22, when the total gas tax take would be \$642 million. But that appears to be on hold as Doug Ford's Progressive Conservative government reviews its programs.

"We still don't know if that's happening," Delmore said. "They're not saying yes, they're not saying no."

The funding announced Tuesday is based on statistics from 2017, when Transit Windsor ridership began rising thanks to the fall start of transit service to LaSalle and the early success of the UPass program that provides all University of Windsor undergraduates with a bus pass. As a result, ridership increased three per cent in 2017.

Next year's gas tax grant will be substantially more because of a double-digit ridership increase in 2018, according to Delmore. Passenger numbers rose thanks to the rising ridership in LaSalle, an expansion of the UPass program and the new presence of thousands of international students at St. Clair College who use the bus daily.

While Delmore couldn't provide specific ridership numbers yet for 2018, he said an increase of more than 10 per cent is "pretty substantial," when considering that many transit services across Canada are plateauing or happy with two-per-cent increases.

How to spend the \$4 million announced for Windsor will be up to city councillors at budget time.

But municipalities are required to spend their gas tax grants on their transit systems, either for capital improvements or operating expenditures. Delmore noted that LaSalle should see a substantial improvement in its funding next year, when ridership from the first full year of service to the town will be taken into account.

Toronto, with the province's largest transit system, the TTC, will be getting almost \$185 million. Other recipients include: Ottawa (\$37.1 million), Mississauga (\$18.7 million), Brampton (\$13.2 million), Hamilton (\$11.4 million), Waterloo Region (\$10.7 million), London (\$10.3 million), Durham Region (\$8.9 million), Guelph (\$3.1 million), Kingston (\$3 million), Oakville (\$2.7 million), Sudbury (\$2.6 million), Burlington (\$2.3 million) and Barrie (\$2.3 million).

"We are investing in public transit to make it a more convenient travel option and to attract more riders," Minister of Transportation Jeff Yurek said in a news release. "More public transit will cut through gridlock and get people moving."

College continues its sponsorship of robotics

Jan 9 • 2019



For the fifth straight year, St. Clair College is supporting local high school FIRST Robotics teams with a \$1,000 donation to each team.

This brings the total support for local teams to \$125,000 since 2014.

St. Clair College is a Gold Sponsor of the Windsor-Essex Great Lakes Regional (WEGLR) event which will be held at the University of Windsor on March 28-30. It is one of the largest FIRST Robotics competitions in Canada and draws more than 1,500 students from more than 45 teams.

That includes the Chatham-Kent CK Cyber Pack team. St. Clair officials said the college played an integral role in the start-up of the Cyber Pack team in 2015, comprised of students from local high schools.

The college also hosts the Lego Robotics annual competition geared to elementary school students.

“The underlying philosophy of FIRST Robotics – that the challenge of building something can be a highly educational adventure – reflects both the college’s hands-on academic environment and our effort to foster interest and involvement in science, technology, engineering and math (STEM) subjects,” St. Clair President Patti France said in a media release. “It also provides the teamwork, critical thinking, and time-management skills that are so essential in all levels of education and employment. The college is pleased to support these competitors because we know they aren’t just building machines, they are building their futures.”

National Ballet School Comes To Windsor

AM800 CKLW – January 11, 2019



(Denisfilm/iStock)

Aspiring ballerinas will have a chance to showcase their talents this weekend in Windsor.

The National Ballet School is hosting open classes on Friday and auditions on Saturday.

Auditions for the School's full-time Professional Ballet Program is for students in grades 6 to 12 and the Post-Secondary Program is for high school graduates.

The minimum age to audition is 10-years-old, and no prior ballet training is required for students aged 12 and under.

Both events will take place at St Clair College in room 132.

Canada's National Ballet School pirouettes into Windsor

Blackburn News - January 10, 2019

Attention all dancers!

Canada's National Ballet School will host auditions in Windsor on Saturday. The ballet school will visit St. Clair College with open classes on Friday between 4:15 p.m. and 7:15 p.m. and auditions on Saturday from 10 a.m. to 2 p.m. in room 132 at the south Windsor campus on Talbot Road West.

Ballet school officials said auditions for their full-time Professional Ballet Program for students in Grades 6 to 12 and the post-secondary program for high school graduates are specially designed ballet classes where dancers are assessed for quality of movement, coordination and overall suitability for the demands of classical ballet. They added that the minimum age to audition is 10, and no prior ballet training is required for students aged 10 to 12.

Officials said junior and senior dance students are also welcome to participate in the open classes, which are designed for students to attend regardless of their intent to audition for the full-time program.

Canada's National Ballet School was established in 1959 and is one of the world's foremost training institutions for aspiring young dancers and teachers. The Professional Ballet Program gives talented young dancers the opportunity to pursue a career in professional ballet in a supportive environment that focuses on the physical and emotional well-being of the student.

Robotics Competition Helps Develop Skills Students Need For Future Employment

St. Clair College welcomed 41 robotics teams on December 8 and 9, 2018, as the host of the annual "FIRST LEGO League" competition (FirstLegoLeague.org).

School teams and community groups (comprised of students in grades four to eight) have three months to use LEGO Mindstorms to build and program an autonomous robot to complete tasks based on an annual theme. For 2018, the "Into Orbit" theme meant points were awarded based on the number of successful space missions the robot completed in two-and-a-half minutes.

While many arrive with robots that are consistently successful on their practice surface, competition can mean frustration as robots slide, take unexpected paths, or get stuck on different obstacles.

"Things go wrong," says **Al Douglas**, Coordinator and Professor for Electromechanical Engineering Technician — Robotics at St. Clair College. "It's a real tragedy out there and they need to come back here and figure out what went wrong and fix it . . . and then you need to go compete again."

Douglas, a Judge at the tournament and a


mentor for the **Glenwood Public School** and **Vincent Massey Secondary School** robotics teams, feels that it is good experience for youth to face new challenges and experience the highs and lows of the competition.

The challenges include creating a solution to a current scientific problem and making a presentation to judges, as well as answer in-depth questions about their strategies, design process, and teamwork.

"All of these activities develop a lot of the key skills that we want to see," says Douglas. "They're solving problems, they're working in groups. It's basically all the things that industry and employers want to see people able to do."

Industry needs these skills and that is why companies often back local teams, or — in the case of **CenterLine (Windsor) Limited** — sponsor the event itself.


Why help fund competitions like this? **Allan Parks**, Director of Engineering and IT at CenterLine replies, "Investment in our future. Investment in the community's future. CenterLine has always been a very big supporter of their local community and



In mission M01 Space Travel, the robot needs to send payload rockets rolling down a ramp. The first cart is preset, but the robot needs to load the next item (like this LEGO man in a Mindstorms kit) from base. Photo by Victoria Rose.

they believe in inspiring and investing in our kids tomorrow . . . whether they end up at CenterLine or not."

Also a team mentor at **Stella Maris Catholic School**, Parks volunteers his time because "it's fun . . . and "because some day they will be the next generation taking care of the world and making it a better place for all of us."

Seven teams from the weekend advance to the "Ontario West Provincial Championships" hosted by the **University of Waterloo** on February 9. For more details on which teams are in the area check out the website: WindsorEssexFirst.org. 

Windsor organizations collaborate to attract tech, auto companies at Detroit auto show

'We need to build on and and evolve our strengths'

CBC News · Jan 14, 2019



Representatives from the Windsor Essex Economic Development Corporation, St. Clair College, WEtech Alliance and the University of Windsor are sharing a booth at the North American International Auto Show to showcase what region has to offer. (Angelica Haggert/CBC)

Four Windsor organizations are showing unity — and showing off Windsor — on the exhibitor floor at the North American International Auto Show in Detroit this week.

WEtech Alliance, Windsor Essex Economic Development Corporation, the University of Windsor and St. Clair College are sharing a space to showcase what Windsor has to offer to media, industry representatives and automotive fans.

The four came together to form what they're calling a "significant presence" at the auto show., hoping to display Windsor-Essex as a "premier location for mobility innovation," as well as detail automation and technological creations from the region.

"We're here to demonstrate that as the automotive capital of Canada, Windsor-Essex is primed to be a mobility centre of excellence," said Susan Anzolin, executive director for the Institute of Border Logistics and Security, a department of WEEDC.

"We're here to raise awareness of what we're doing and what we have."

According to Anzolin, that means they're looking beyond just automotive technology — they're interested in how people move goods and services.

"Mobility is the next wave of technology," said Anzolin. "It's about how we live our lives today with all these new mobility technologies."

The organizations came together because they see themselves as the full product chain — educational institutions like the university and college pump out graduates who use economic development to get jobs, and then the tech alliance looks into the future to see what's coming next.

"We need to build on and and evolve our strengths," said Anzolin.

The group also hopes its presence will stand out to industry representatives looking for the next location.


"We're right across the river, we offer a phenomenal cluster of great organizations," said Anzolin, adding Canada's immigration policy lets companies attract global talent.

"Why not come here?"

The Windsor booth is set up in the "universities" section of the exhibitor floor for the entire run of the auto show.

Ontario to Cut Tuition Fees by 10%

AM800 CKLW - Tuesday, January 15th 2019



St. Clair College Main Campus (photo by AM800's Teresinha Medieros)

Ontario is set to announce that it is cutting tuition fees for college and university students by 10 per cent.

The government says that means the average university arts and science undergraduate student would save about \$660 and the average college student would save \$340.

The current tuition fee framework, which has capped increases for most programs at three per cent, expires at the end of this academic year, and the Progressive Conservative government will formally announce a new one on Thursday.

Under the new framework, tuition would decrease by 10 per cent for the 2019-2020 year, then be frozen for the following year.

Core operating grants to post-secondary institutions are contingent on their compliance with the framework.

International student tuition fees aren't regulated and are not included in the cut.

Ontario to cut tuition fees by 10 per cent



CTV - The Canadian Press - Tuesday, January 15, 2019

TORONTO -- Ontario is set to announce that it is cutting tuition fees for college and university students by 10 per cent.

The government says that means the average university arts and science undergraduate student would save about \$660 and the average college student would save \$340.

The current tuition fee framework, which has capped increases for most programs at three per cent, expires at the end of this academic year, and the Progressive Conservative government will formally announce a new one on Thursday.

Under the new framework, tuition would decrease by 10 per cent for the 2019-2020 year, then be frozen for the following year.

Core operating grants to post-secondary institutions are contingent on their compliance with the framework.

International student tuition fees aren't regulated and are not included in the cut.

Ontario PCs to eliminate free tuition for low-income students

New plan also includes a 10 per cent reduction in tuition fees by 2019-2020

CBC News - The Canadian Press · Jan 17, 2019



Premier Doug Ford's Progressive Conservatives are overhauling the existing tuition assistance program.

Ontario's Progressive Conservative government is eliminating free tuition for students from low-income families while also cutting tuition fees.

The Ontario Student Assistance Plan grants had become unsustainable and it was time to refocus it to provide help to students in the most financial need, said Training, Colleges and Universities Minister Merrilee Fullerton.

"The previous government believed in handing out OSAP money to some of Ontario's highest income earners with virtually no meaningful criteria for success," she said.

The previous Liberal government increased the number of grants and made it possible for low-income students to attend college or university free of cost. But the auditor general found last month that costs for that program jumped by 25 per cent and warned it could grow to \$2 billion annually by 2020-21.

Under the Liberal plan, families earning up to \$175,000 could qualify for some funding and that threshold is now reduced to \$140,000. Low-income students could qualify for grants large enough to cover the full cost of tuition under the previous plan, but now a portion of the funding they receive will be a loan.

Most of the grants will go to students whose families have an income of less than \$50,000.

At the same time, tuition fees are being cut, the government announced. The current tuition fee framework, which has capped increases for most programs at three per cent, expires at the end of this academic year. Under a new framework, tuition would decrease by 10 per cent for the 2019-2020 year, then be frozen for the following year.

Colleges and universities will be expected to absorb the loss in revenue, Fullerton said.

"They will make choices in terms of what they need to do," she said. "They will be able to determine what they need to do to change, to adapt and innovate."

A 10-per-cent tuition cut would take about \$360 million away from universities and \$80 million from colleges.

Core operating grants from the government to post-secondary institutions are contingent on their compliance with the tuition cut, but Fullerton said those grants -- another important source of funding for post-secondary institutions -- would not be reduced.

Fullerton also announced that universities and colleges will have to give students the option of what additional fees they pay, such as those that fund campus organizations and clubs. Some will remain mandatory, Fullerton said, including walksafe programs, health and counselling, athletics and recreation and academic support.

Free tuition being eliminated for low-income students

CTV - The Canadian Press - January 17, 2019 12:30PM

TORONTO -- Ontario's Progressive Conservative government is eliminating free tuition for students from low-income families while also cutting tuition fees.

The Ontario Student Assistance Plan grants had become unsustainable and it was time to refocus it to provide help to students in the most financial need, said Training, Colleges and Universities Minister Merrilee Fullerton.

"The previous government believed in handing out OSAP money to some of Ontario's highest income earners with virtually no meaningful criteria for success," she said.



The University of Toronto campus is pictured on Wednesday, July 15, 2015. (The Canadian Press/Chris Young)

The previous Liberal government increased the number of grants and made it possible for low-income students to attend college or university free of cost. But the auditor general found last month that costs for that program jumped by 25 per cent and warned it could grow to \$2 billion annually by 2020-21.

Under the Liberal plan, families earning up to \$175,000 could qualify for some funding and that threshold is now reduced to \$140,000. Low-income students could qualify for grants large enough to cover the full cost of tuition under the previous plan, but now a portion of the funding they receive will be a loan.

Most of the grants will go to students whose families have an income of less than \$50,000.

At the same time, tuition fees are being cut, the government announced. The current tuition fee framework, which has capped increases for most programs at three per cent, expires at the end of this academic year. Under a new framework, tuition would decrease by 10 per cent for the 2019-2020 year, then be frozen for the following year.

Colleges and universities will be expected to absorb the loss in revenue, Fullerton said.

"They will make choices in terms of what they need to do," she said. "They will be able to determine what they need to do to change, to adapt and innovate."

A 10-per-cent tuition cut would take about \$360 million away from universities and \$80 million from colleges.

Core operating grants from the government to post-secondary institutions are contingent on their compliance with the tuition cut, but Fullerton said those grants -- another important source of funding for post-secondary institutions -- would not be reduced.

Fullerton also announced that universities and colleges will have to give students the option of what additional fees they pay, such as those that fund campus organizations and clubs. Some will remain mandatory, Fullerton said, including walksafe programs, health and counselling, athletics and recreation and academic support.

Local baseball loses a champion with the death of LaBute

Windsor Star - January 17, 2019

Local baseball lost a champion of the game with the passing of Bernie 'Chico' Labute late Wednesday.

LaBute died from complications after surgery at the age of 54. Funeral arrangements are incomplete.

"I will miss him both professionally and personally," St. Clair vice-president Ron Seguin said. "Chico was instrumental in building baseball success at St. Clair. He was a fantastic recruiter with a keen eye for talent and the ability to develop skills. He understood the importance of education and was such an excellent mentor to students."

Growing up in Tecumseh, LaBute was a standout catcher in his own right winning championships as a player for his hometown youth teams as well as Riverside before representing Canada as a member of the Junior National Team. He would earn a scholarship to Western Kentucky University, where he competed for four seasons, represented Canada's senior national team and won six Canadian titles and eight provincial championships with the Windsor Chiefs.

After his playing days, LaBute coached with the Tecumseh Thunder baseball club and won several more titles at the provincial and national levels with the senior, junior and midget clubs.

LaBute joined with Dave Cooper with the varsity baseball team at St. Clair in 2012 and the school won its first national championship that fall. The success continued with six provincial titles and two OUA/OCAA championships. St. Clair's regular-season record during that span was a gaudy 96-12 with an overall 171-31 record. After a national silver medal in 2016, the Saints added another National Championship in 2017.

St. Clair hired LaBute as a full-time administrator in early 2013. He worked in special events and advancement along with fundraising for the school's scholarship program.

Again, with Cooper, he helped launch the St. Clair Green Giants summer collegiate baseball team and served as both a coach and general manager the past two seasons.

"Chico was a bigger than life baseball character who loved the game and whose life was consumed with it," Cooper said. "Local baseball has suffered a big loss."

St. Clair College Mourns Passing of LaBute

AM800CKLW- Thursday, January 17th 2019



St. Clair College is mourning the sudden passing of an architect of the school's baseball program.

Bernie "Chico" LaBute has died at the age of 54.

He joined the college in the summer of 2012 as an assistant coach for the varsity baseball team beginning an unprecedented run of success.

LaBute was a driving force behind the recruitment and on-field instruction taking the team to a national championship that fall.

St. Clair Vice-President Ron Seguin says the death was unexpected.

"It was a shock. We knew over the Christmas break that Chico was having some health challenges, but we certainly didn't think we'd be dealing with his passing," says Seguin.

He says LaBute was a baseball guy.

"Chico was an engineer so to speak of our championship run in the OCAA with six straight provincial championships and a national championship," says Seguin. "From there he went on to do fundraising initiatives and some merchandising within the athletic department."

Saints baseball head coach Dave Cooper was stunned by the news.

"Chico was a bigger than life baseball character who loved the game and whose life was consumed by it," says Cooper. "Local baseball has suffered a big loss."

Seguin says LaBute believed sports helped with academics.

"He was an ex-athlete himself. He believed in athletics as a way to enhance a student's education. He stressed the athletic and academic combination," says Seguin.

LaBute was an accomplished catcher growing up in Tecumseh

Seguin says the college has some ideas about how to memorialize LaBute, but those plans won't likely be unveiled until the spring.

Baseball community mourns the loss of 'Chico' LaBute



Bernie "Chico" LaBute played a prominent role in the baseball community across Windsor-Essex. (photo supplied by St. Clair College)

CTV Windsor - Thursday, January 17, 2019

The baseball community in Windsor-Essex is mourning the sudden loss of Bernie "Chico" LaBute.

LaBute was a member of St. Clair's Athletic Department, and passed away on Wednesday.

LaBute was behind the success of the college's baseball team, and won a national championship in 2012 and 2017. Under his direction, the Saints also won six regular season and provincial championships as well as two OUA/OCAA crowns.

Chico, as he was affectionately known, was an accomplished baseball catcher in his own right. He grew up in Tecumseh and won championships for his hometown youth teams as well as Riverside before representing Canada as a member of the Junior National Team.

LaBute earned a scholarship to Western Kentucky University and represented Canada as part of the Senior Men's National Team at the Intercontinental Cup in Edmonton and won further Provincial and National Championships locally with the storied Windsor Chiefs.

In total, LaBute won six Canadian Championships and eight Ontario Championships.

LaBute also helped the Tecumseh Thunder win several provincial and national titles at the Senior, Junior and Midget levels.

"Chico was a bigger than life baseball character who loved the game and whose life was consumed with it," says Dave Cooper, the Saints baseball head coach. "Local baseball has suffered a big loss today."

Bernie 'Chico' LaBute was 54 years old.

Windsor students worry tuition and OSAP changes may mean no school, fewer services

\$10M cut to university, college worried too

CBC News · Posted: Jan 18, 2019 4:00 AM ET



Mary-Ellen Bryant has two part-time jobs, but the money isn't enough to cover the costs without help from OSAP. (Sanjay Maru/CBC)

Although Ontario plans to cut post-secondary education tuition by 10 per cent, students aren't all optimistic about their future financial situations.

Along with the reduction, the government is also overhauling the Ontario Student Assistance Plan (OSAP) and eliminating free tuition for students with a household income of less than \$50,000.

Mary-Ellen Bryant, first-year student at St. Clair College, worries if she doesn't qualify for OSAP next year, she might have to take a break from college.

"I have two part-time jobs. And even with that, it's hard to cover everything," she said. Her family isn't contributing anything and the OSAP cheque that arrived a few days ago helped put things "back in the positive" for her.

Even though there is a planned 10 per cent tuition reduction, Bryant said that wouldn't help someone in her situation who relies heavily on OSAP.



Students describe how lowering the tuition could help them

A day before Ontario announced changes to OSAP, some students were happy to see tuition will be lowered. 0:26

She may have to dip into her savings to pay for school next year, or ask her family for help — something she describes as being an awkward position to be in.

"Honestly I think a lot of people, including myself, would probably not go [to school] rather than asking for help from family."

John Fairley, vice president of college communications at St. Clair College, said a 10 per cent decrease in tuition is "a little concerning."

And at the University of Windsor, the reduction will lead to a loss of \$10 million for the school, according to interim president Douglas Kneale.

"We saw this coming," said interim president Douglas Kneale.

After the new provincial government was elected, Kneale said the school started to model different types of funding cuts to prepare for when they arrived.

In the province's plan, there's also a push to allow students to pay only what is necessary in student fees. Kneale said the school is waiting to hear back from the Ministry of Training, Colleges and Universities for the "technical details."

So far the ministry has only given a high-level look at which fees would be considered compulsory, which Kneale said includes "health and wellness, academic support, athletics and recreation."

"We need more clarification than that."

Fee Estimate Result

Total:		\$5,815.67
Base Tuition		
Name	Amount	Rule
Base Tuition Charge	\$5,013.50	Assessed Each Term
Incidentals		
Name	Amount	Rule
UWSA -3rd party fees	\$20.02	Assessed a maximum of 2 terms per academic year
University Center Operating	\$52.20	Assessed at a rate of 10.44 Per Course
University Center Expansion	\$40.30	Assessed at a rate of 8.06 Per Course
UWSA - Full time undergraduate	\$58.85	Assessed a maximum of 2 terms per academic year
University Drug Plan	\$162.00	Assessed once per academic year
Student Health Fee	\$22.38	Assessed Each Term
Sports & Rec Capital Fee	\$19.01	Assessed a maximum of 2 terms per academic year
University Dental Plan	\$128.00	Assessed once per academic year
1st Yr Transition Support Fee	\$64.31	Only assessed your first term at the University
Recreation fee	\$93.10	Assessed Each Term
Society fees		
Name	Amount	Rule
Computer Science Society	\$10.00	Assessed Each Term
U-Pass		
Name	Amount	Rule
U-Pass - UWSA	\$132.00	Assessed Each Term

The University of Windsor provides a "fee estimate" calculator on its website. The above is for a first year, first semester full-time student in computer science.

Some of the fees students pay at the university include student alliance operating costs, operating and expansion costs for the student centre, a recreation fee (in addition to a sports and recreation capital fee), as well as society fees based on the program.

One controversial fee included in tuition at U Windsor is the U-Pass, which the student alliance made mandatory unless you live outside of Transit Windsor's operating area.

Winter 2019

Fee Release Date: 11/19/2018

Campus: South Campus

Program: H863 Level: A04

Enrolled Status: Registered

Academic Load: Full-Time

Practical Nursing

Fee Description	Fee Amount
Acad Tower/Stud Ctr Expand Fee	\$50.00
Alumni Fee	\$25.02
En Student Success Fee Windsor	\$5.00
Graduation Fee	\$5.00
Materials Practical Nurse Wind	\$32.00
OSAP Auto Payment Fed	\$-1886.00
Rec / Fit Centre Fee Windsor	\$75.00
SAA Fee	\$87.58
SRC Fee Windsor	\$87.58
Student Centre Operate Fee Win	\$25.00
Technology Fee Windsor	\$60.00
Transcript Fee	\$4.00
Tuition PS Windsor	\$1929.90

Term Balance \$500.08

A full time practical nursing student at St. Clair College pays these fees this semester. (Submitted)

At the college, fees are similarly structured. A nursing student in their Winter 2019 semester has a "Student Success Fee," as well as fees for graduation, transcripts and technology. Like the university, there are fees for

recreation — split into a "Rec/Fit Centre Fee" and a "SAA Fee," as well as fees for student centre expansions and operating costs.



Jeremiah Bowers worries about funding cuts to student services with the government's plans to reduce tuition by 10 per cent. (Katerina Georgieva/CBC)

These changes to OSAP and student fee collection policies are just what Jeremiah Bowers feared.

He's the president of the University of Windsor Students' Alliance. When Ontario announced it was cutting tuition fees back by 10 per cent Wednesday, Bowers worried what it would mean for what the school will be able to offer.

"We're concerned that with a tuition cut, that's lost revenue for the university, and therefore that may mean cuts to services and programs which are essential to students," he said.

"But again, we always welcome a tuition cut, just not at the further expense of students."

It's polar plunging season in Essex County

Windsor Star - January 18, 2019

It's winter in Essex County, which can only mean one thing: time to go swimming.

Hearty souls from Kingsville to Windsor are bracing themselves for two upcoming charity polar dips in the next month.

Officials from several Essex County law enforcement agencies were at a St. Clair College on Friday to announce the fifth annual Polar Plunge Windsor-Essex.

The police agencies and the college are again teaming up to host the chilling event that raises money and awareness for the Law Enforcement Torch Run for Special Olympics.


Also on Friday, organizers of Kingsville's 19th Annual Polar Bear Dip announced their event will take place Jan. 26 at Lakeside Park Pavilion and Cedar Island Beach.

"I'm looking forward to taking the dip myself this year and encourage other first timers to come on out and support two great causes," said John Sutton, executive director for ACCESS, one of two charities that will benefit from the Kingsville event. "A few moments of crazy self-sacrifice can make a lifetime of difference for the people we serve."

Kingsville registration begins at 10 a.m. at the pavilion. The Polar Bear Dip starts at 11 a.m.



The Polar Plunge mascot poses with Holly Nicholson, president of the Student Representative Council, St. Clair College president Patti France and Windsor police Chief Al Frederick during Friday's kickoff for the fifth annual Polar Plunge on Feb. 15, 2019 at the main campus. Proceeds from the event go to Special Olympics. Dan Janisse / Windsor Star



Windsor police Chief Al Frederick speaks during a press conference on Friday, Jan. 18, 2019, to announce details of the fifth annual Polar Plunge. Local law enforcement and St. Clair College are preparing for Feb. 15 event at the main campus, with proceeds going to Special Olympics. Dan Janisse / WINwp

Polar Plunge Windsor-Essex will take place Feb. 15 at the St. Clair College SportsPlex. More than 750 people have taken the plunge for that event since 2015.

All of the money raised in the Polar Plunge goes to the Law Enforcement Torch Run for Special Olympics. Organizers added that 75 per cent of funds raised by any Special Olympics athlete or volunteer remains in the host community.

“The Windsor Police Service and local law enforcement partners are pleased to once again partner with St. Clair College to put on the coolest fundraiser in Windsor/Essex — Polar Plunge 2019,” said Windsor police Chief Al Frederick. “Our collaboration over the past four years has not only raised more than \$185,000 in support of the Law Enforcement Torch Run for Special Olympics, but has also become a model that is utilized provincially in coordinating this signature event for the charity.”

To register for the Polar Plunge Windsor-Essex, go to polarplunge.ca.

Money raised with Kingsville’s Polar Bear Dip will go to two charities including ACCESS, a program that gives vulnerable people supports such as affordable housing and basic needs, nutrition programs, and after school programs.

The other charity is Childcan, which has been supporting children and their families through childhood cancer since 1974.

Childcan serves children who have been diagnosed at Children’s Hospital at London Health Sciences Centre. The facility serves 550,000 children in Ontario, including those from Windsor-Essex.

At any given time, according to organizers, 30 per cent of the children Childcan is helping are from the Windsor-Essex region.

For those who aren’t brave enough to take the icy plunge, there is a \$10 Skip the Dip pass that allows people to donate without getting wet.

Those who raise more than \$1,000 have their names entered in a draw for a prize worth more than \$500.

University and College Look for Savings Following Tuition Drop Announcement

AM800 CKLW — Friday, January 18th 2019



Photo By Am800's Kimberley Johnson

The University of Windsor is confident it will find the savings it needs to reduce tuition by 10%.

The province announced on Thursday, it is cutting tuition for the first time for college and university students.

At the U of W, it means finding about \$10-million in savings.

U of W Interim President Douglas Kneale was expecting a cut in the government's operating grant to universities, but that didn't happen.

Speaking on the Afternoon News, Kneale says the goal will be to find savings with the least impact on academic programs, students and staff.

"The academic and financial leadership of the university will be putting our heads together to come up with a number of solutions, different scenarios, we will be consulting widely with the entire campus community," he says.

Kneale says the government is expected to release more details and clarify the tuition reduction by the end of January with a tuition framework.

For a college student, it averages about \$340 in savings and \$660 for university students.

The Ontario's Progressive Conservative government is also eliminating free tuition for students from low-income families.

The Tories say the Ontario Student Assistance Plan grants had become unsustainable and it was time to refocus it to provide help to students in the most financial need.



(AM800 file photo)

Meanwhile, St.Clair College is still working out what the drop in tuition fees will mean for its bottom line.

College President Patti France says at first glance, it looks like it will mean at least a \$3-million hit, but there are still some questions about changes to student ancillary fees and what that will mean for student life.

In one way, she says it could mean more students going to college or university.

"If it supports access to education from a student perspective, we are thrilled about that. If it doesn't impact the operating grant and we were looking for a reduction anyway, then hopefully we can find that in other avenues within the institution."

She says the devil is in the details.

"We are just in the process of doing budgets now," says France. "We go to the board in March for our budget so hopefully the specifics will come out far in advance for us to understand the impact."

Goal Set at \$60,000 for Polar Plunge for Special Olympics

AM800 CKLW - Friday, January 18th 2019 - 5:28 pm



Law enforcement agencies and St. Clair College kick-off 5th annual Polar Plunge. January 18, 2019 (Photo by AM800's Teresinha Medeiros)

They will be freezing for a reason once again at St.Clair College for a cool fundraiser.

The fifth annual Polar Plunge is set for February 15th to raise money for the Special Olympics with a goal of raising \$60,000.

Police officers from several agencies in Windsor-Essex take part in the event every year.

Windsor Police Chief Al Frederick says this is one of several events that help support the cause.

"Policing has been a partner with Special Olympics for 30 years here locally, but it is a world-wide organization," says Frederick. "This relationship where it is our charity of choice so it is near and dear to our hearts."

Chief Frederick has taken the plunge in previous years and admits, it's cold.

"Gotta believe it is right at the freezing mark if it wasn't moving, it would be frozen, we would be skating on it so it is cold," he says. "The air outside is cold and it doesn't get any better."

In the past four years, the event has raised more than \$185,000 with more than 750 brave participants taking the icy plunge.

Allowing students to opt out of fees will reduce accountability: campus groups



CTV - The Canadian Press - Friday, January 18, 2019

TORONTO -- Student organizations say the Ontario government's decision to allow college and university students to opt out of the fees that fund campus groups, student newspapers and clubs will make the province's post-secondary institutions less transparent.

The change to fee payments was announced Thursday alongside other reforms to higher education that included scrapping free tuition for low-income students and imposing an across-the-board tuition fee cut.

Merrilee Fullerton, the minister of training, colleges and universities, said some fees -- including walksafe programs, health and counselling, athletics and recreation and academic support -- will remain mandatory.

She said each institution will be tasked with deciding which of these additional fees are deemed essential and which students can choose to bypass.

"These fees often get allocated to services students do not use or to support organizations they do not support," she said. "In most cases, students do not have a clear understanding of what these fees are paying for or any choice about paying them. This must change."

Fullerton said she believes there are many programs that haven't been deemed essential that students will consider important and support.

Several student groups expressed concerns that colleges and universities would be determining the fate of organizations meant to hold school administrators and the provincial government to account.

Nour Alideeb, chairperson of Canadian Federations of Students Ontario, said the move seems targeted toward certain campus organizations.

"What's really scary is that I feel like this is a direct attack on the groups that actually try to hold the government accountable when it comes to student issues," she said.

Canadian University Press, a national co-operative owned and operated by student newspapers across the country, said campus newspapers rely heavily on student levies and may not be able to function if students opt out en masse.

"Without that source of revenue, they may well have to shut down," said Emma McPhee, CUP's vice-president.

Aside from job losses, there would also be a huge hit to transparency at the post-secondary level, she said.

Without student associations, there is no one to hold institutions accountable for decisions surrounding fee increases, programming, or strategic plans," said Brittany Greig, president of the College Student Alliance.

Students could also lose access to transparent academic appeals, services such as on-campus food banks and breakfast programs, and scholarships as well as student employment opportunities, she said.

Liberal legislator Kathleen Wynne said the fee changes would weaken student governance and student voices. "It looks like there's an attempt to make sure that there is no student activism on campus," she said.

Emmett Macfarlane, an associate professor of political science at the University of Waterloo, said the move is likely to appeal to the Tory government's base.

"The policy idea is very attractive to conservatives because the ancillary fees are an additional, compulsory tax on attending university," he said. "If you are a student who doesn't like the politics of the Canadian Federation of Students and you see that some of your fees are going to the body, now you'll not be required to pay that."

Macfarlane said the fee opt-out could have "unintended consequences" depending on how universities are required to implement the policy.

"What happens to the vibrancy of student life on campus without some of the institutions and institutional supports that they have?" he said. "It would be a shame if some campuses were to suddenly lose ... the campus paper or radio station."

Student unions, university, college still have 'lots of questions' about what tuition cuts mean

\$10M cut to university, college worried too

CBC News · UPDATED - Jan 18, 2019 4:00 AM



Mary-Ellen Bryant has two part-time jobs, but the money isn't enough to cover the costs without help from OSAP. (Sanjay Maru/CBC)

Although Ontario plans to cut post-secondary education tuition by 10 per cent, students aren't all optimistic about their future financial situations.

Along with the reduction, the government is also overhauling the Ontario Student Assistance Plan (OSAP) and eliminating free tuition for students with a household income of less than \$50,000.

Mary-Ellen Bryant, first-year student at St. Clair College, worries if she doesn't qualify for OSAP next year, she might have to take a break from college.

"I have two part-time jobs. And even with that, it's hard to cover everything," she said. Her family isn't contributing anything and the OSAP cheque that arrived a few days ago helped put things "back in the positive" for her.

Even though there is a planned 10 per cent tuition reduction, Bryant said that wouldn't help someone in her situation who relies heavily on OSAP.



Students describe how lowering the tuition could help them

00:00 00:26

A day before Ontario announced changes to OSAP, some students were happy to see tuition will be lowered. 0:26

She may have to dip into her savings to pay for school next year, or ask her family for help — something she describes as being an awkward position to be in.

"Honestly I think a lot of people, including myself, would probably not go [to school] rather than asking for help from family."

More details needed

St. Clair College president Patti France says the college will lose at least \$3 million from the tuition cutback alone.

"It's the ancillary fees that we don't have an appreciation and an understanding for. We have a lot of projects based on those ancillary fees," said France. "Until we actually understand all of the detail and the framework, we won't have an appreciation of the total value."



Patti France on tuition reduction

00:00 00:34

St. Clair College president Patti France comments on what the government tuition reduction means for the college. 0:34

And at the University of Windsor, the reduction will lead to a loss of \$10 million for the school, according to interim president Douglas Kneale.

"We saw this coming," said interim president Douglas Kneale.

After the new provincial government was elected, Kneale said the school started to model different types of funding cuts to prepare for when they arrived.

The college was also expecting "a reduction in some way," said France.

"The devil's in the details, so until you actually know what that looks like ... if it supports access to education from a student perspective, we're thrilled about that."

What are 'necessary' student fees?

In the province's plan, there's also a push to allow students to pay only what is necessary in student fees. Kneale said the school is waiting to hear back from the Ministry of Training, Colleges and Universities for the "technical details."

So far the ministry has only given a high-level look at which fees would be considered compulsory, which Kneale said includes "health and wellness, academic support, athletics and recreation."

"We need more clarification than that."

Fee Estimate Result

Total: \$5,815.67

Base Tuition

Name	Amount	Rule
Base Tuition Charge	\$5,013.50	Assessed Each Term

Incidentals

Name	Amount	Rule
UWSA - 3rd party fees	\$20.02	Assessed a maximum of 2 terms per academic year
University Center Operating	\$52.20	Assessed at a rate of 10.44 Per Course
University Center Expansion	\$40.30	Assessed at a rate of 8.06 Per Course
UWSA - Full time undergraduate	\$58.85	Assessed a maximum of 2 terms per academic year
University Drug Plan	\$162.00	Assessed once per academic year
Student Health Fee	\$22.38	Assessed Each Term
Sports & Rec Capital Fee	\$19.01	Assessed a maximum of 2 terms per academic year
University Dental Plan	\$128.00	Assessed once per academic year
1st Yr Transition Support Fee	\$64.31	Only assessed your first term at the University
Recreation fee	\$93.10	Assessed Each Term

Society fees

Name	Amount	Rule
Computer Science Society	\$10.00	Assessed Each Term

U-Pass

Name	Amount	Rule
U-Pass - UWSA	\$132.00	Assessed Each Term

The University of Windsor provides a "fee estimate" calculator on its website. The above is for a first year, first semester full-time student in computer science.

Some of the fees students pay at the university include student alliance operating costs, operating and expansion costs for the student centre, a recreation fee (in addition to a sports and recreation capital fee), as well as society fees based on the program.

One controversial fee included in tuition at U Windsor is the U-Pass, which the student alliance made mandatory unless you live outside of Transit Windsor's operating area.

Campus: South Campus

Program: H863 Level: A04

Enrolled Status: Registered

Academic Load: Full-Time

Practical Nursing

Fee Description	Fee Amount
Acad Tower/Stud Ctr Expand Fee	\$50.00
Alumni Fee	\$25.02
En Student Success Fee Windsor	\$5.00
Graduation Fee	\$5.00
Materials Practical Nurse Wind	\$32.00
OSAP Auto Payment Fed	\$ 1886.00
Rec / Fit Centre Fee Windsor	\$75.00
SAA Fee	\$87.58
SRC Fee Windsor	\$87.58
Student Centre Operate Fee Win	\$25.00
Technology Fee Windsor	\$60.00
Transcript Fee	\$4.00
Tuition PS Windsor	\$1929.90

Term Balance \$500.08

A full time practical nursing student at St. Clair College pays these fees this semester. (Submitted)

At the college, fees are similarly structured. A nursing student in their Winter 2019 semester has a "Student Success Fee," as well as fees for graduation, transcripts and technology. Like the university, there are fees for recreation — split into a "Rec/Fit Centre Fee" and a "SAA Fee," as well as fees for student centre expansions and operating costs.

Student unions worried



Jeremiah Bowers worries about funding cuts to student services with the government's plans to reduce tuition by 10 per cent. (Katerina Georgieva/CBC)

These changes to OSAP and student fee collection policies are just what Jeremiah Bowers feared.

He's the president of the University of Windsor Students' Alliance. When Ontario announced it was cutting tuition fees back by 10 per cent Wednesday, Bowers worried what it would mean for what the school will be able to offer.

"We're concerned that with a tuition cut, that's lost revenue for the university, and therefore that may mean cuts to services and programs which are essential to students," said Bowers.

At St. Clair College, student association president Holly Nicholson had the same thought. She's especially worried about what might be considered a mandatory fee.



Student Representative Council president Holly Nicholson says students would miss the services provided by the student association. (Angelica Haggert/CBC)

"We were shocked to hear the news," said Nicholson. "We're hopeful that it's going to be a good thing for our students, and it looks like a good thing on the surface."

As a student association, Nicholson said they provide "a lot of services" for students and that students would miss out on a lot of things if that fee wasn't mandatory.

"We provide food services on campus, we run a food bank for our students," listed Nicholson, adding that computer labs and study rooms at the college were also under the student association's responsibility.

"On top of that, we act as a liaison between our college senior admin and the study body and we advocate on their behalf," said Nicholson. "If that fee isn't mandatory, you're missing out on a lot besides your concerts and pub nights."

Bowers agreed, saying they always welcomed more affordable tuition.

"Just not at the further expense of students."

Polar plunge makes bigger splash this year

Chatham Daily News - January 19, 2019

The second annual Polar Plunge had already surpassed its \$20,000 fundraising goal to support Special Olympics Ontario before the first of several brave souls jumped into the frigid waters, beginning at 2 p.m. Saturday.

And the total is only going to rise as the second wave of participants prepare for a second plunge that will begin at 6 p.m. at the Chatham campus of St. Clair College. The public is welcome to come out and participate.

Organizer Chatham-Kent police Const. Jason Herder prior to event starting this afternoon, pledges totalled \$31,186 without adding cash donations.

He said the 6 p.m. event is being called the "Night Plunge Party," which will include bubble machines, disco balls and neon lights.

"What we wanted to do this year was offer something that none of the other plunges in Ontario had," Herder said. "Just something that set Chatham-Kent apart from the other plunges."

He is expecting upwards of 100 people will participate this year, up from 50 from last year's event which raised \$14,400, well above the \$10,000 goal.

"A lot of people I've been talking to say they want to jump in both," Herder said. "I have it, I say."

With excitement that has been building for the event, he said, "This is the year that sets the benchmark for the years to come."

Members of local police, fire and EMS, as well as officers from the Ministry of Natural Resources and Forestry and OSPCA took part, along with students in several programs at St. Clair College and members of the general public signed up to take part.

There were also some last minute participants, including Mayor Darrin Canniff and his wife Christine, who took the leap together.

They were urged on thanks to a \$500 pledge from Bruce Cockburn, owner of Bowlerama in Chatham, who hosts a Special Olympics bowling program.

"This is the kind of event that makes Chatham-Kent such a great community," the mayor said.

He credited Herder and all the volunteers who have worked to grow the event in only its second year.

Zach Rank, president of Thames Students Inc., the student government at St. Clair College, said, "We all want to take part in this, first of all, because it's for a very good cause, the Special Olympics of Ontario."

He said participating in a polar plunge is always fun, especially when there is a large snowfall involved the night before.

"I've never done a polar plunge in my life before, and I'm doing two today," Rank said. He is jumping with students from the powerline program at 6 p.m.

Don MacLellan, general manager of Medavie EMS Chatham-Kent, said a team came out for a second year.

"It's something we look forward to and mentally prepare for to beat the cold water and cold weather."

This was MacLellan's second time taking the leap. He tries not to think about it too much about it before taking the plunge.

"I don't want to psych myself out," he joked.

\$32,000 raised for Special Olympics during Polar Plunge



Polar Plunge on Jan. 19, 2019. (Courtesy: CKPS)

CTV Windsor - Sunday, January 20, 2019

More than 100 plungers from Chatham-Kent gathered at the St. Clair College Chatham campus Saturday for the second annual Polar Plunge in support of Special Olympics Ontario.

First responders, students and the community raised more than \$32,000.

One of the many polar bear plungers was Chatham-Kent mayor Darrin Canniff and his wife Christine.

Last year, the event raised more than \$13,000.



St. Clair College President Patti France at the SportsPlex, January 18, 2019.

Questions raised about provincial tuition cuts

Blackburn News - January 20, 2019

The Ontario government says it is cutting tuition for post-secondary students, but students and educators have questions over how much they will actually save.

The government announced this week that domestic students at all colleges and universities receiving public funding in Ontario would have their tuition bills cut by 10 per cent, starting with the 2019-2020 academic year. This is the first time in Ontario history that a cut across all funding-eligible programs is being offered. But administration and students at many of Ontario colleges and universities believe that no matter how they slice it, there's no guarantee that students will have more money in their pockets.

Ontario Minister of Training, Colleges and Universities, Merrilee Fullerton said the tuition cut would help more students afford to attend college and university.

"We believe that if you've got the grades, you deserve access to affordable postsecondary education," said Fullerton. "By lowering tuition across the entire province, our government is ensuring that all qualified Ontario students will have more affordable access to high-quality skills, training and education."

Fullerton also said that the move would help divert OSAP (Ontario Student Assistance Program) funding to those with the greatest financial need. The plan also will allow students to opt-out of certain fees if they believe they won't be using those services, though fees pertaining to health and safety initiatives will still be required.

However, the plan is coming under fire in many circles. St. Clair College's Student Representative Council has said the tuition cut would undoubtedly be beneficial for students who are trying to afford to go to a postsecondary school, but in a statement released Friday afternoon, SRC General Manager Ryan Peebles said the shortfall would likely be made up by changes to OSAP.

"You should know that changes being made to that provincial system will apply new restrictions to eligibility, the amounts of allocations, and the repayment schedule," said Peebles. "Taken together, the "off-setting" combination of the tuition reduction and the OSAP changes will, in our opinion, carry little, in any, long-term benefit for students again, especially for those who rely upon student aid."

Peebles also expressed concern over the opt-out component of the plan, believing that these fees should be mandatory.

“It appears to be the Ministry’s intention to define such items as the Student Activity Fee currently paid by St. Clair students as non-mandatory and ‘opt-out-able,’” said Peebles. “It seems that the Conservative government views student organizations such as the SRC, Student Athletic Association (SAA) and Alumni Association as “non-essential” to the operation of the college.”

St. Clair College President Patti France briefly discussed the tuition cut with reporters during an event at the Windsor campus Friday morning. She said the college was aware a cut, estimated at \$3 million, would be coming, but they are taking a wait-and-see approach to see how ancillary fees, which pay for some materials and lab use, will be affected.

PRESIDENT'S REPORT

Meeting of the Board of Governors Full Board – January 22, 2019

1. St. Clair College Tops \$125,000 in Sponsorship Support

For the fifth year in a row, St. Clair College has supported local high school FIRST Robotics teams with a \$1,000 donation to each team. This brings the total support for local teams to \$125,000 since 2014. The competition kick-off took place on Saturday, January 5, 2019 in the Student Life Centre where President France presented the teams with their cheques. Teams will have six weeks to build their robots in time for the competition in March.



St. Clair College is proud to be a Gold Sponsor of the Windsor-Essex Great Lakes Regional (WEGLR) event which will be held at the University of Windsor on March 28 – 30, 2019. It is one of the largest FIRST Robotics competitions in Canada and draws over 1,500 students from more than 45 teams.

Congratulations and good luck to all of the teams!

2. Saint's El-Turk Named to Coach Team Ontario at Canada Games

St. Clair College and the Department of Athletics are pleased to announce that Women's Volleyball Head Coach, Jimmy El-Turk has been recently named by the Ontario Volleyball Association (OVA) as Head Coach for Team Ontario Girls for the 2021 Canada Games. Jimmy will be starting to work immediately on his duties. In 2019, he will support in the identification of players for Team Ontario Red and selection of Canada Games assistant coaches. In 2020 El-Turk will be the Head Coach of the Team Ontario Black program and in 2021 will be the Head Coach of the Team Ontario Canada Games program. El-Turk's duties with the program will have no impact on his responsibilities with St. Clair.

3. Sports Park RFP

The contract for the construction of the first phase of the Sports Park (soccer and tennis facilities) has been awarded to Fortis Group. A groundbreaking ceremony is being held on Friday, February 1, 2019. A draft agenda has been distributed.

4. **Annual S’Aints Concert Raises \$66,075 for Food Banks**

With its record-setting ticket sales, the fifth annual Sleighing Hunger charity concert raised \$66,075 for food banks across the region. The Windsor Essex Food Bank Association and Chatham Outreach for Hunger will receive the money to spread among 16 food banks.

The fundraising concert was sponsored by Caesars Windsor and St. Clair College. This year’s holiday show took place on Friday, December 21, 2018 at the Colosseum at Caesars Windsor. Since 2013, the concert has raised \$266,000 for local charities by donating proceeds from ticket sales.



5. **Realty, Ontario Flag Inventory and Asset Management Survey**

The Ministry has issued a survey to all colleges and universities to collect information on real property, flags on display at campuses and asset management plans. The initiative will address three objectives:

1. The Realty Inventory will assist the government is getting a better understanding of the land and buildings that are presently under the control of the Broader Public Sector.
2. The Asset Management Survey will assist the government is getting a better understanding of the extent to which BPS organizations have developed asset management plans, what is included in the plan, and improving asset management practices across the government.
3. The Ontario Flag Inventory will assist the government with creating a more prominent and consistent display of the Ontario flag across provincial buildings as well as the BPS.

The College will complete the noted tasks by the January 28, 2019 deadline.

6. **PPP Update**

In November 2018, it was communicated by the Ministry of Training, Colleges and Universities that the mandated wind down of PPP’s by the previous Liberal Government has been repealed by the new Conservative Government with enrolment caps of Winter 2017. A Task Force was created by Colleges Ontario which will continue to look at Quality Assurance Framework and partnership contract elements. President France is a member of this Task Force. A Partnership Meeting has been scheduled for Tuesday, January 15, 2019 in Toronto.

7. **Residence**

The design and costing for the new Residence has been determined to be \$23 million (\$22 million for the construction of the building, and \$1 million for furniture, fixtures and equipment). The land lease and partner financing are being finalized.

8. January Enrolment Update

The preliminary Day 10 Enrolment Statistics for Winter 2019 stand at **12,145 full-time students** (6,882 domestic and 5,263 international). This total includes 1,280 new students (346 domestic and 934 international).

9. SMA Report Back

As part of the annual Strategic Mandate Agreement (SMA) reporting process, the Ministry of Training, Colleges and Universities (MTCU) distributed the SMA2 2017-18 Annual Report template in December 2018 for submission by January 16, 2019. The SMA Annual Report is used by the Ministry to track institutional progress on SMA2 metric performance and represents an important part of the accountability framework for the Ministry. Completion of the Annual Report is a requirement for the release of funds on hold-back for colleges prior to fiscal year-end in March 2019. The College was pleased to submit their Draft SMA Annual Report to the Ministry on January 16, 2019.

10. CQAAP 18 Month Follow-Up Report

As a reminder, St. Clair College went through the College Quality Assurance Audit Process (CQAAP) in 2017. The results of this audit indicated the progress our College has made in developing and implementing quality assurance processes. The findings of the audit process indicated that St. Clair College met all six (6) CQAAP standards. On November 29, 2018, eighteen (18) months following the release of the final audit report, St. Clair College submitted the 18 Month Follow-up Report titled *Current State of Quality Assurance Activities*. The purpose of the report was to provide updated information regarding the quality assurance activities that the College is implementing.

The OCQAS Management Board reviewed the report on January 15, 2019. The Board's feedback was that St. Clair's *Current State of Quality Assurance Activities* report was very well written and that the Board was pleased with the achievements to date.

11. The Government of Ontario Announces a new Tuition Framework

The Government of Ontario has announced a new tuition framework for colleges and universities that will see tuition fee levels reduced by 10 per cent in 2019-20, relative to 2018-19 levels. Under this new framework, tuition fees will also be frozen for 2020-21.

The government also announced a new approach to student fees. Under the "Student Choice Initiative," students will be given more leeway about which fees they chose to pay, but fees for essential services will remain mandatory. Changes are also expected to take place for the Ontario Student Assistance Plan (OSAP).

All colleges are to submit questions regarding the framework through College's Ontario and a technical briefing will be forthcoming.



ST. CLAIR
COLLEGE

Presentation to the
Board of Governors

January 22, 2019

START **HERE** GO ANYWHERE





ST. CLAIR

COLLEGE

2017/2018 Apprenticeship KPI Results

START **HERE** GO ANYWHERE

Apprenticeship KPIs

- Began as a pilot in 2013/2014.
 - Full survey with 23 colleges began in 2014/2015 (Seneca does not have apprenticeship).
 - Results not publicly released until 2016/2017 (first 2 years kept confidential).
 - Apprenticeship students given same survey as post-secondary students but graduate and employment data is not collected.
 - Ministry direction is to survey 100% of full-time and 50% of part-time students, St. Clair aims for 100% of all students.
 - Results are released in January for prior academic year. Example – 2017/2018 academic year was released in January 2019.
-

2018 KPI – Summary Results

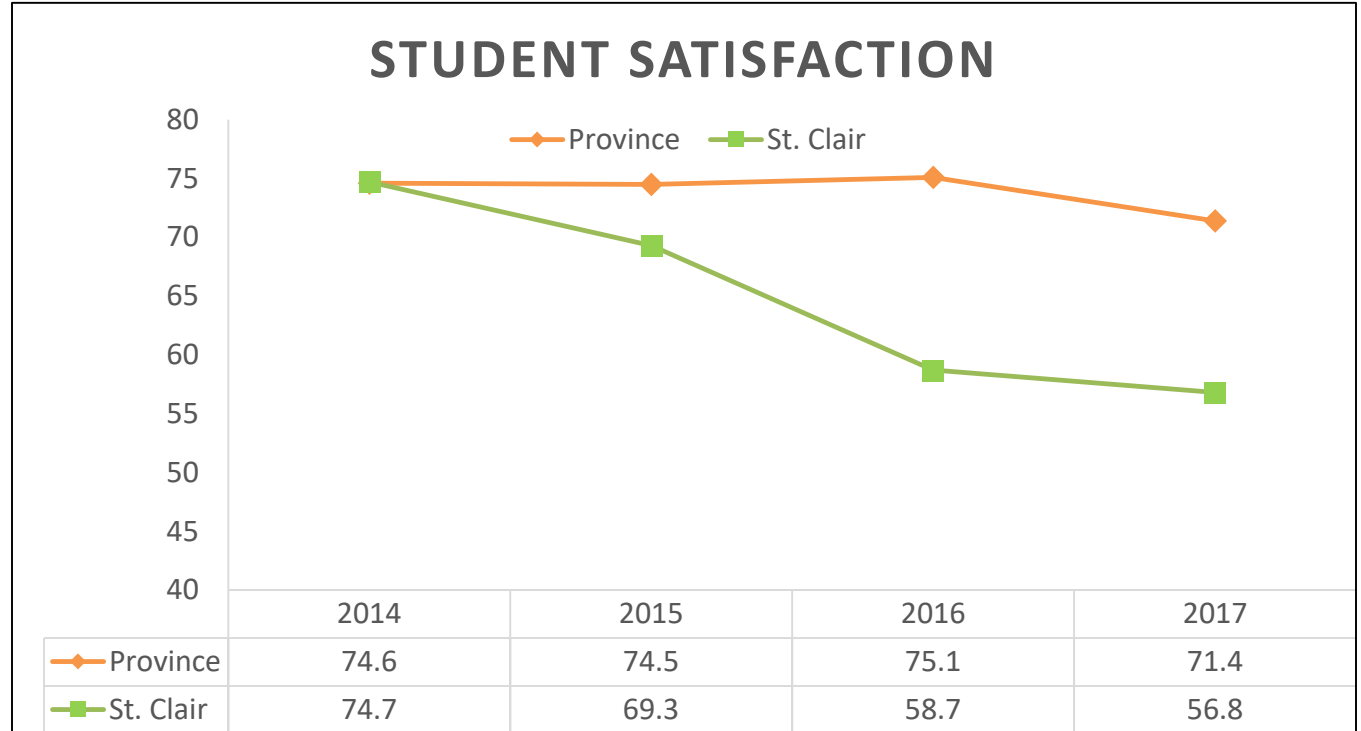
	Province	St. Clair College
Student Satisfaction	71.4%	56.8%
Capstone Question 13 – Overall, your program is giving you knowledge and skills that will be useful in your future career.	83.5%	69.6%
Capstone Question 24 – The overall quality of the learning experience in this program.	77.0%	59.3%
Capstone Question 39 – The overall quality of the services in the College.	55.5%	39.9%
Capstone Question 49 – The overall quality of the facilities/resources in the College.	69.7%	58.3%

2017 vs. 2018 – Summary Results

	2017	2018
Student Satisfaction	58.7%	56.8%
Capstone Question 13 – Overall, your program is giving you knowledge and skills that will be useful in your future career.	71.5%	69.6%
Capstone Question 24 – The overall quality of the learning experience in this program.	62.5%	59.3%
Capstone Question 39 – The overall quality of the services in the College.	41.8%	39.9%
Capstone Question 49 – The overall quality of the facilities/resources in the College.	58.8%	58.3%

KPI – Student Satisfaction

	College	2017 Student Satisfaction %
	Province	71.4
1	Loyalist	93.8
2	La Cité	84.4
3	Fleming	82.7
4	Sault	79.5
5	Boréal	78.2
6	Northern	78.2
7	Canadore	76.0
8	Durham	75.6
9	Algonquin	74.5
10	Fanshawe	74.1
11	St. Lawrence	73.8
12	Georgian	73.7
13	Confederation	72.9
14	Centennial	72.7
15	Niagara	71.9
16	George Brown	71.0
17	Mohawk	71.0
18	Conestoga	70.4
19	Humber	69.9
20	Cambrian	66.8
21	Lambton	65.0
22	St. Clair	56.8
23	Sheridan	52.4




KPI – Capstone Question 13

- Overall, your program is giving you knowledge and skills that will be useful in your future career.

KPI – Capstone Question 13

College	2017 KPI Capstone 13 %
Province	83.5
1 La Cité	100.0
2 Loyalist	100.0
3 Northern	95.0
4 Canadore	91.7
5 Fleming	91.3
6 Confederation	89.6
7 Sault	89.6
8 Durham	87.8
9 Centennial	87.6
10 Fanshawe	87.0
11 Conestoga	86.1
12 Niagara	84.6
13 Georgian	84.3
14 St. Lawrence	83.8
15 Mohawk	83.2
16 George Brown	82.0
17 Boréal	81.7
18 Algonquin	79.8
19 Humber	79.8
20 Cambrian	78.9
21 Lambton	74.6
22 St. Clair	69.6
23 Sheridan	60.4



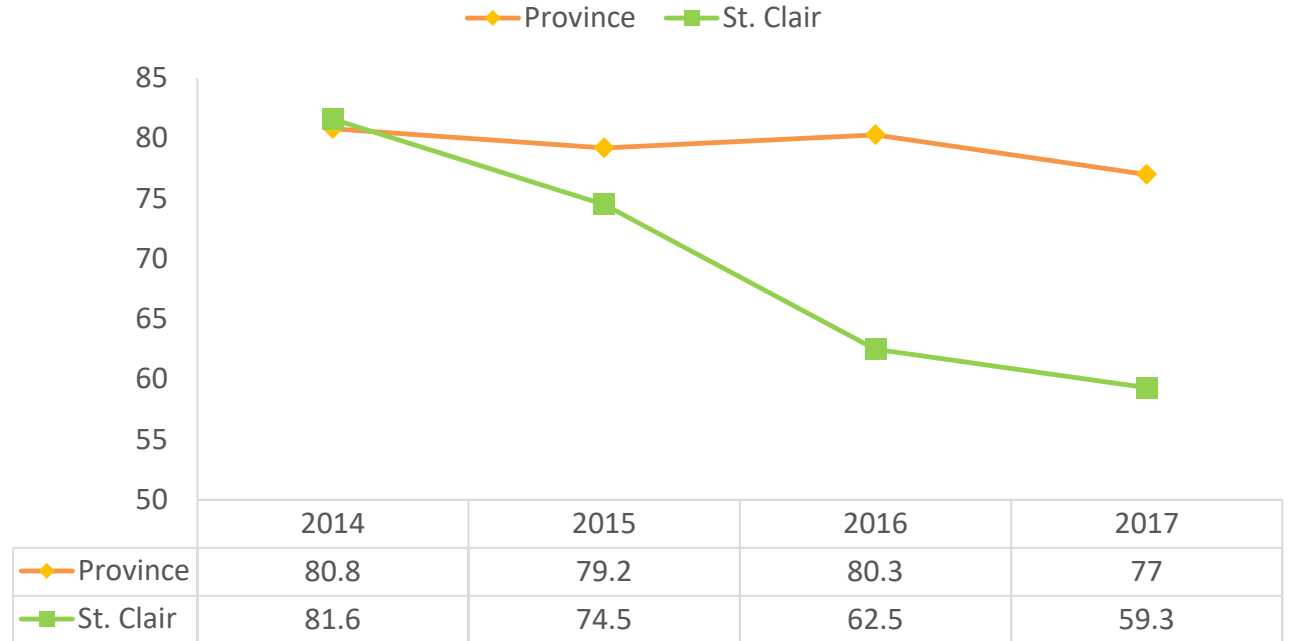
KPI – Capstone Question 24

- The overall quality of the learning experience in this program.

KPI – Capstone Question 24

College	2017 KPI Capstone 24 %
Province	77.0
1 Loyalist	100.0
2 Canadore	93.1
3 Fleming	87.3
4 Northern	86.1
5 Sault	84.1
6 La Cité	83.3
7 Fanshawe	82.7
8 Durham	82.2
9 Centennial	80.2
10 Conestoga	80.2
11 Georgian	79.9
12 Niagara	79.8
13 Confederation	79.2
14 George Brown	76.3
15 Algonquin	76.2
16 St. Lawrence	75.0
17 Boréal	74.6
18 Mohawk	74.4
19 Humber	73.2
20 Lambton	68.5
21 Cambrian	68.4
22 St. Clair	59.3
23 Sheridan	57.5

LEARNING EXPERIENCES

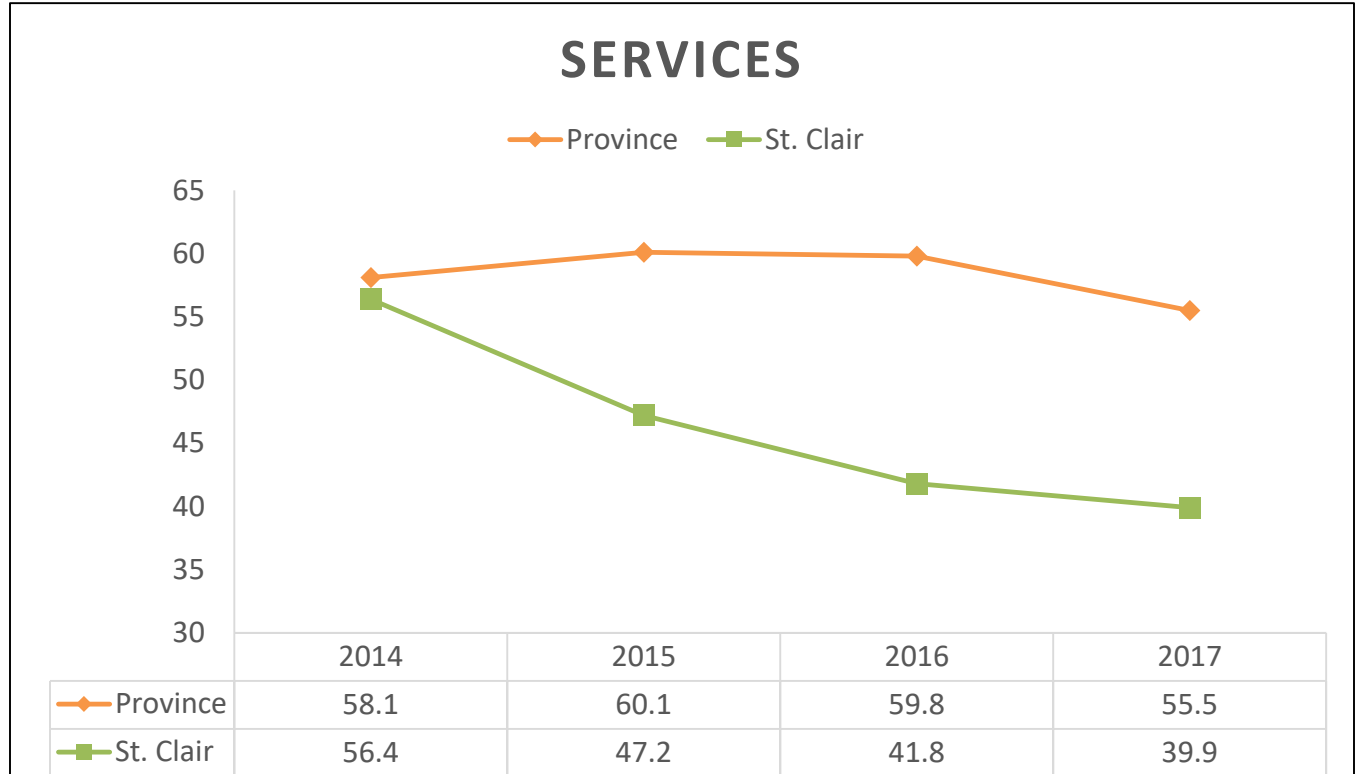


KPI – Capstone Question 39

- The overall quality of the Services in the College.

KPI – Capstone Question 39

College	2017 KPI Capstone 39 %
Province	55.5
1 Loyalist	87.5
2 Boréal	76.1
3 La Cité	70.8
4 Algonquin	68.7
5 Fleming	68.3
6 Sault	67.0
7 Georgian	60.9
8 St. Lawrence	60.1
9 Durham	59.4
10 George Brown	57.7
11 Centennial	57.4
12 Mohawk	57.2
13 Fanshawe	56.7
14 Northern	56.4
15 Humber	55.5
16 Niagara	53.8
17 Confederation	52.1
18 Canadore	50.0
19 Lambton	50.0
20 Conestoga	46.6
21 Cambrian	46.3
22 St. Clair	39.9
23 Sheridan	30.2



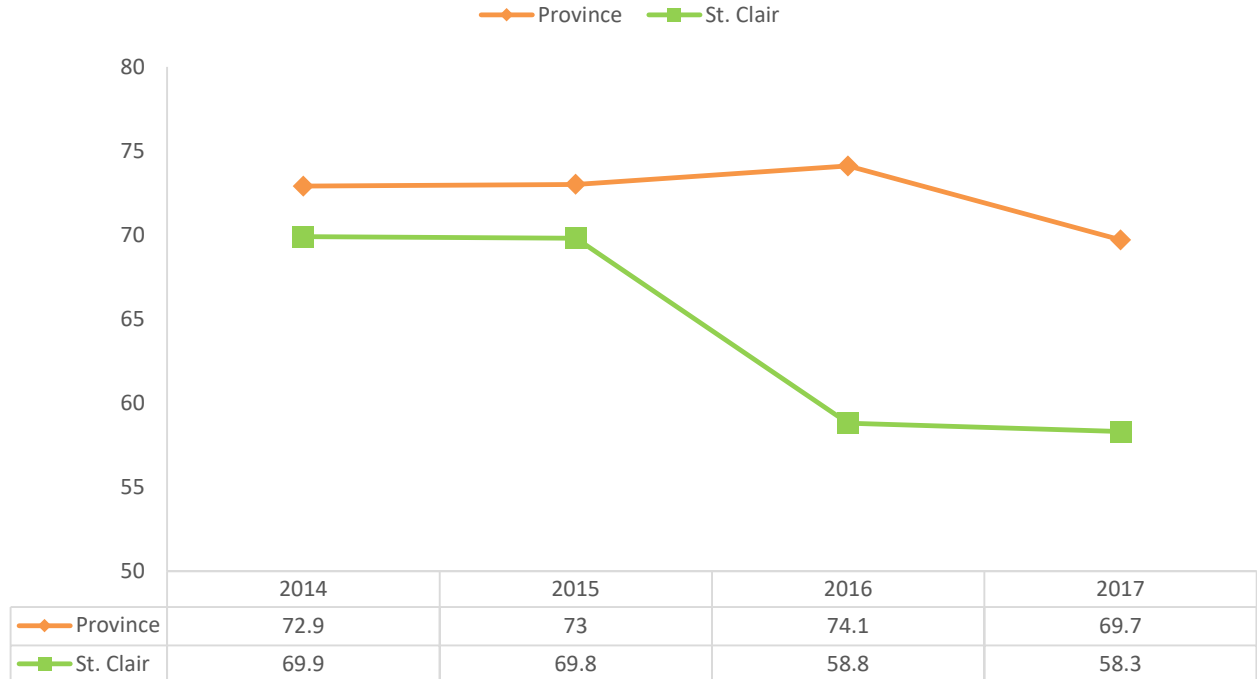
KPI – Capstone Question 49

- The overall quality of the facilities / resources in the College.

KPI – Capstone Question 49

	College	2017 KPI Capstone 49 %
	Province	69.7
1	Loyalist	87.5
2	Sir Sandford Fleming	84.1
3	La Cité	83.3
4	Boréal	80.3
5	Sault	77.5
6	St. Lawrence	76.1
7	Northern	75.2
8	Cambrian	73.7
9	Algonquin	73.1
10	Durham	73.0
11	Humber	70.9
12	Confederation	70.8
13	Fanshawe	70.1
14	Georgian	69.7
15	Canadore	69.4
16	Niagara	69.2
17	Mohawk	69.1
18	Conestoga	68.7
19	George Brown	67.9
20	Lambton	66.9
21	Centennial	65.5
22	Sheridan	61.3
23	St. Clair	58.3

FACILITIES / RESOURCES



KPI – Improvement Plan

- Development of a part-time faculty pool for apprenticeship courses.
- Repair broken equipment.
- Purchase new academic equipment.
- Organized “Tool Crib” and working areas in FCEM and CCIP.
- Reduced Crib wait time at the start of classes to acquire required tools.
- Implemented an electronic preventative maintenance system for equipment requiring repairs.
- Creation of an electronic work order system for effective communication.

KPI – Improvement Plan

- Change semester start dates to coincide with Post-Secondary programs.
- Provided after-hours services for students.
- Conducting January classroom visits for all apprenticeship classes to solicit feedback on corrective actions and discuss any concerns.
- In conjunction with SRC, implemented a “Class Rep” program similar to Post-Secondary to open lines of communication for students.

KPI – Improvement Plan

- Implemented afterhours kiosk for IT and Registrar's Office Services.
- Extended food services until 8:00 p.m. and FCEM Tim Hortons until 6:00 p.m.
- Registrar's Office conducting individual class visits to explain services and processes.

Neutral Response Impact to KPI Data

Example

If we receive a total of 10 responses with the following breakdown:

- 4 Satisfied
 - 3 Neutral
 - 3 Dissatisfied
-
- The data would state 40% satisfaction rate. If neutral results are removed, total responses are now 7 and the satisfaction rate would equal:
 - 4 out of 7 or 57%.
 - Students generally respond neutrally if a question does not involve them or they have not utilized the service.

Ongoing Efforts

- Implementation of the “Comment Card” used in the KPI process for Post-Secondary.



ST. CLAIR
COLLEGE

Questions?

START **HERE** GO ANYWHERE



Financial Monitoring Report November 30, 2018

Presentation to the Board of Governors January 22, 2019

START **HERE** GO ANYWHERE

Table of Contents

- Income Statement for the Eight Months Ended November 30, 2018
- Capital Update at December 2018
- Recommendation

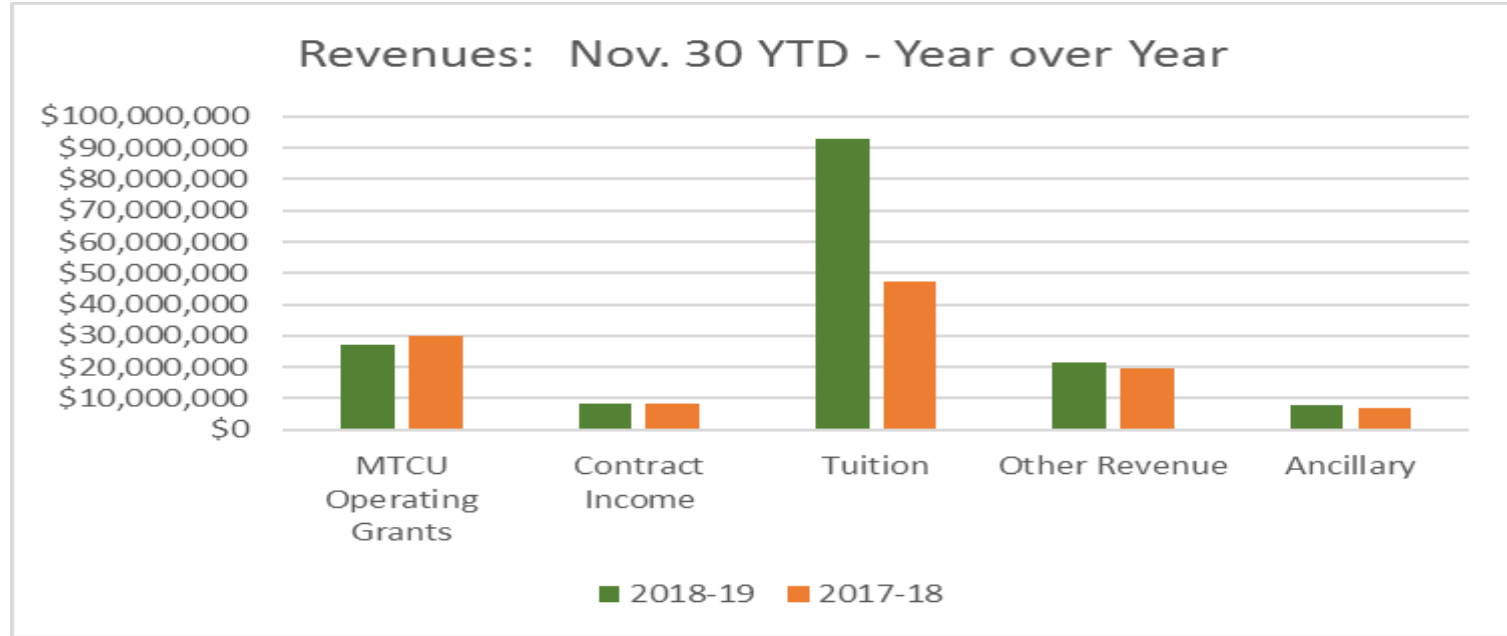
Summary of Revenues and Expenditures

Schedule I (in 000s)			
Line Item	Fiscal Year Budget	Nov. 2018 Actual	Nov. 2017 Actual
Revenue	\$182,783	\$157,595	\$111,756
Expenditures	\$172,230	\$111,572	\$79,514
Surplus / (Deficit)	\$10,553	\$46,023	\$32,242

Note: College surplus at December 31, 2018 is \$38,737,118.

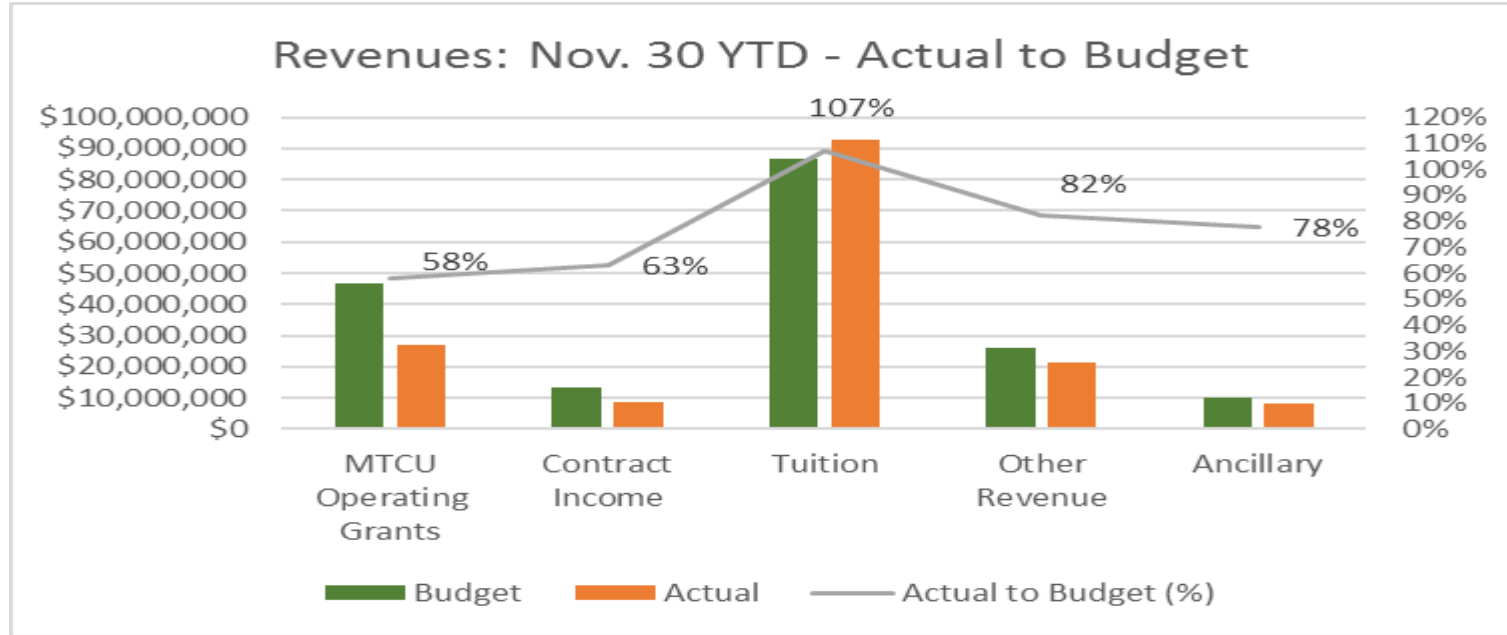
START **HERE** GO ANYWHERE

Revenues



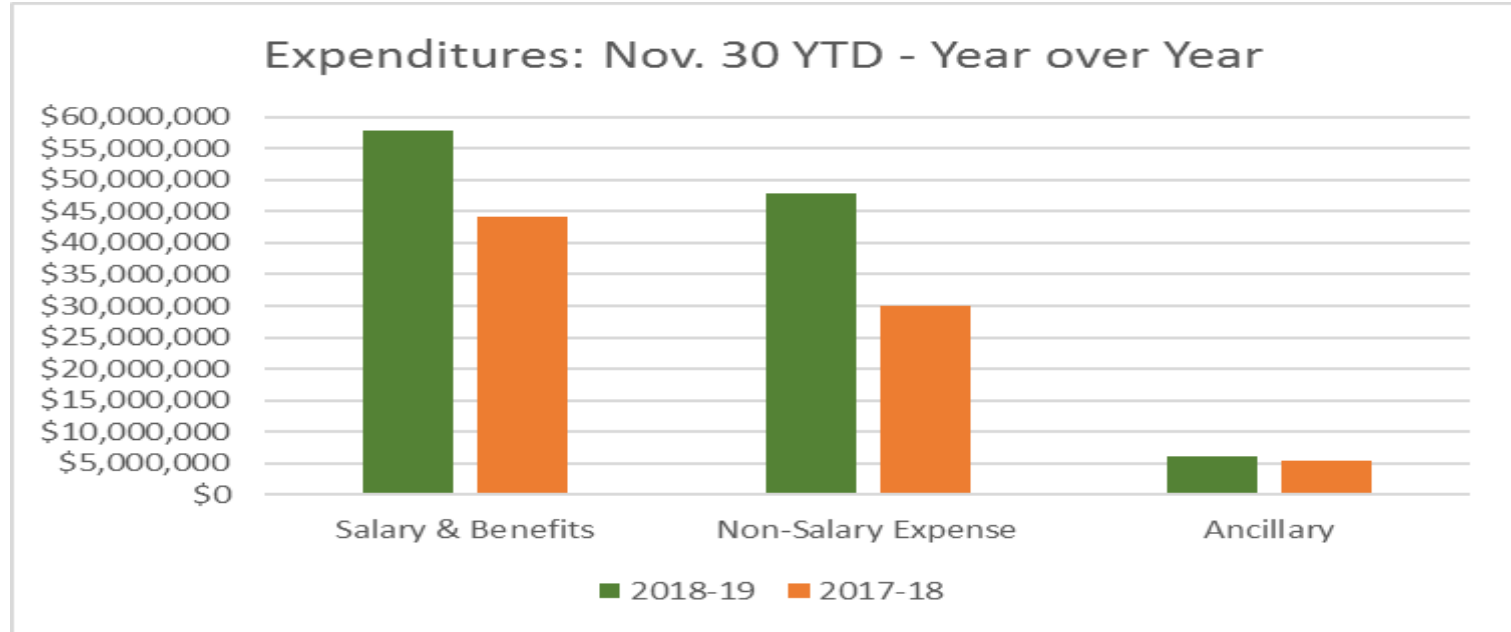
START HERE GO ANYWHERE

Revenues



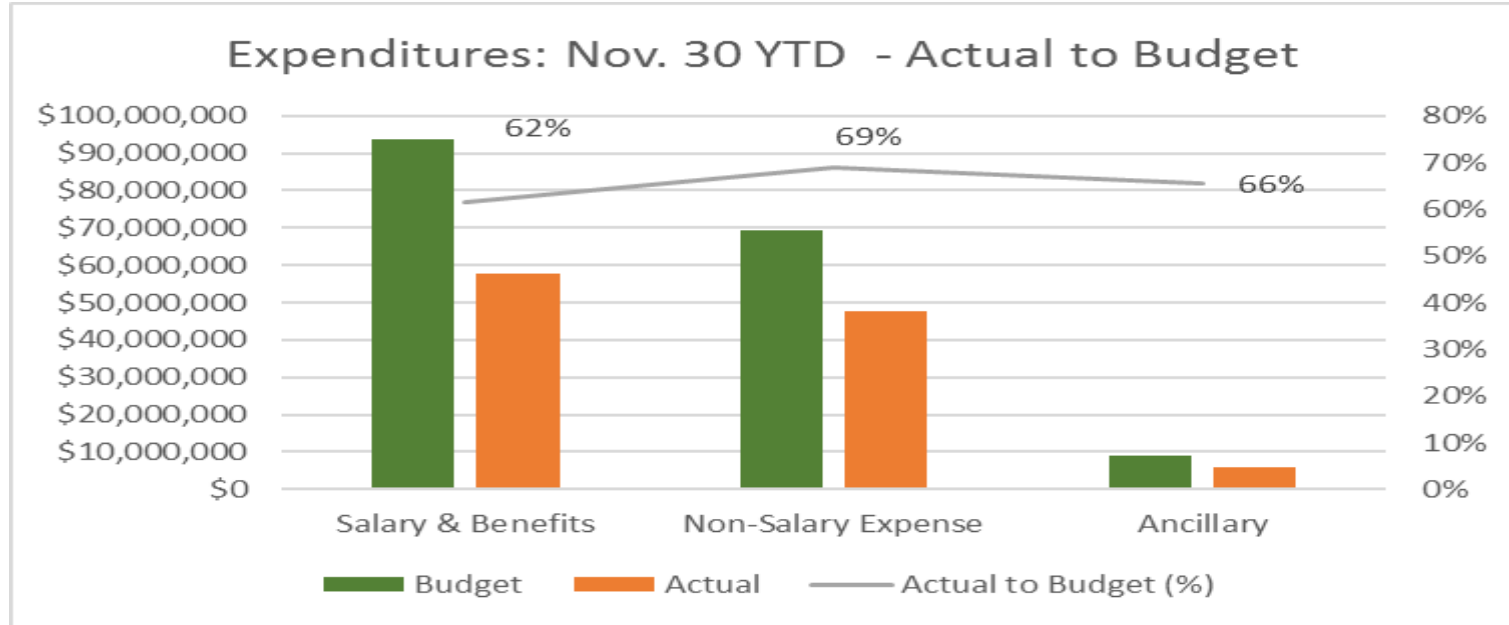
START HERE GO ANYWHERE

Expenditures



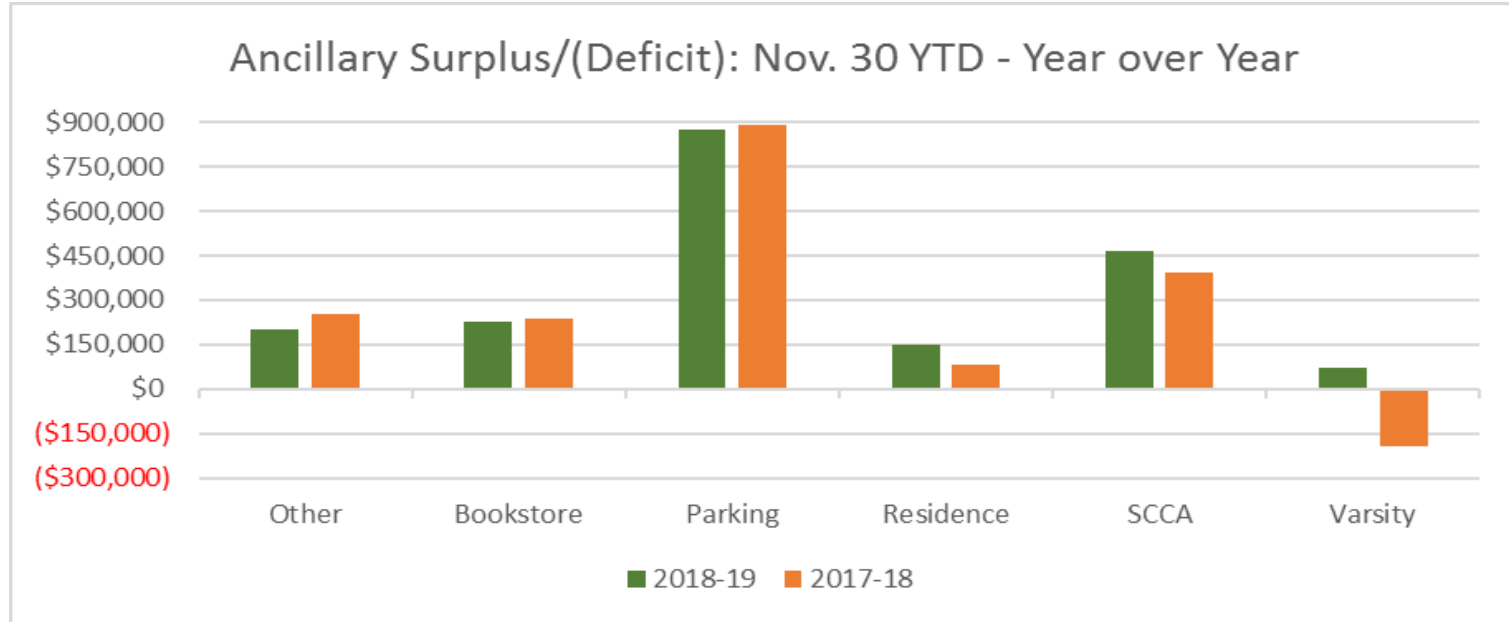
START HERE GO ANYWHERE

Expenditures



START HERE GO ANYWHERE

Ancillary



START HERE GO ANYWHERE

Capital Update at December 2018

Project	Fiscal Year Budget	Actual Spend	Variance
Greenhouse Gas Grant	\$6,163,610	\$1,272,795	\$4,890,815
Other Capital Grants*	\$1,431,291	\$733,930	\$697,361
Operating Funds	\$9,500,000	\$6,970,413	\$2,529,587
Total	\$17,094,901	\$8,977,138	\$8,117,763

*CERF and FRP have not been confirmed by MTCU.

START HERE GO ANYWHERE

Recommendation

- IT IS RECOMMENDED THAT the Board of Governors:
Receive the Financial Monitoring report as at
November 30, 2018 as information.



Questions?

START **HERE** GO ANYWHERE